

*Montreal Protocol - Keeping us,  
our food and vaccines cool*

# **THE MONTREAL PROTOCOL INDIA'S SUCCESS STORY**



सत्यमेव जयते

**OZONE CELL**  
MINISTRY OF ENVIRONMENT,  
FOREST AND CLIMATE CHANGE  
GOVERNMENT OF INDIA  
NEW DELHI, INDIA  
2021

# Poster Making Competition

## 1<sup>ST</sup> PRIZE

**Aisha Panda**

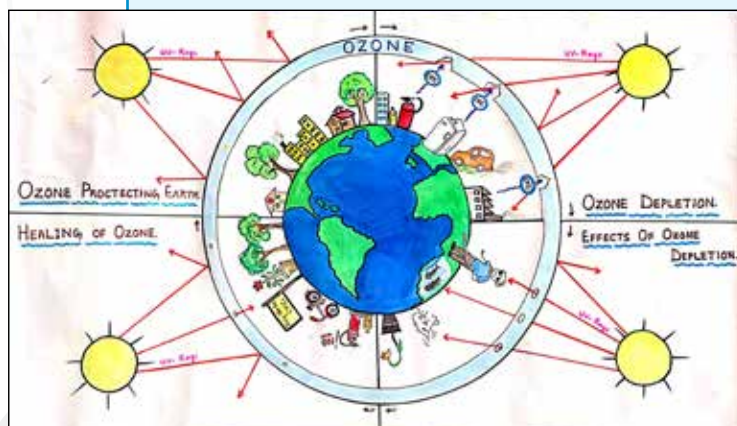
Buxi JagaBandhu  
English Medium School,  
Bhubaneswar, Orissa



## 2<sup>ND</sup> PRIZE

**Baishali Moharana**

St. Xavier's High School,  
Bhubaneswar, Orissa



## 3<sup>RD</sup> PRIZE

**Saniya Banu I.  
Kivudemmanavar**

Govt. Urdu High School,  
District – Haveri,  
Karnataka

*Montreal Protocol - Keeping us,  
our food and vaccines cool*

# ***THE MONTREAL PROTOCOL INDIA'S SUCCESS STORY***



सत्यमेव जयते

**OZONE CELL**  
MINISTRY OF ENVIRONMENT,  
FOREST AND CLIMATE CHANGE  
GOVERNMENT OF INDIA  
NEW DELHI, INDIA  
2021





मंत्री  
पर्यावरण, वन एवं जलवायु परिवर्तन  
और  
श्रम एवं रोज़गार  
भारत सरकार



MINISTER  
ENVIRONMENT, FOREST AND CLIMATE CHANGE  
AND  
LABOUR AND EMPLOYMENT  
GOVERNMENT OF INDIA

भूपेन्द्र यादव

**BHUPENDER YADAV**



**MESSAGE**

The Montreal Protocol on Substances that Deplete the Ozone Layer has been a heartening success story of global cooperation and the implementation of a global agreement. The Montreal Protocol not only has universal ratification by all the United Nations member countries, but also the swiftness with which the world community acted in phasing out of controlled uses of ozone depleting substances has been a remarkable achievement in not only protecting the Stratospheric Ozone Layer but also the Climate System.

The publication "Montreal Protocol: India's Success Story" highlights the proactive role played in the implementation of ozone depleting substances phase out activities in the country and adhered to all the phase out schedules of the Montreal Protocol including Chlorofluorocarbons, carbontetrachloride, Halons and Methyl Chloroform. Currently, the Hydrochlorofluorocarbons (HCFC) phase out is being implemented, under which India has been able to achieve the complete phase out of HCFC 141b, one of most potent ozone depleting chemicals used as a blowing agent in manufacturing of rigid foam.

This publication mentions the achievement of India's Ozone Depleting Substances phase out programmes, in which India has consciously chosen environmentally friendly path using low global warming potential technologies. The recent decision of the Government to ratify the Kigali Amendment to the Montreal Protocol has once again demonstrated to the global community, India's commitment towards protection of climate and the environment.

The Ministry will be soon initiating action for preparation of HCFC Phase out Management Plan Stage-III in close collaboration with the Industry. The HPMP Stage-III shall address phase out of use of HCFC-22, a refrigerant used in Refrigeration and Air-conditioning manufacturing and the servicing sectors. Adequate attention has also been given to synergize the Refrigeration and Air-conditioning servicing sector training under the HCFC Phase out Management Plan with the Skill India Mission of the Government of India, to multiply the impact of skilling and training. The skilling and certification of service technicians will not only significant environmental benefits, but also have a positive influence on their livelihoods.

I am glad to say that India is also working on the implementation of the actions recommended in the India Cooling Action Plan. India was one of the first countries in the world to develop a comprehensive Cooling Action plan to provide sustainable cooling and thermal comfort for all while securing environmental and socio-economic benefits for the society. As a policy initiative it has been appreciated globally at various international fora.

I am sure that the Success story besides highlighting the achievements of the country in Montreal Protocol implementation, will also serve as a useful reference document for future.

With best wishes.

Date: 14.09.2021

(Bhupender Yadav)





सत्यमेव जयते

अहमरुद्धी सत्यमुद्धिः



एक कदम स्वच्छता की ओर

राज्य मंत्री

पर्यावरण, वन एवं जलवायु परिवर्तन  
उपमोक्ता मामले, खाद्य और सार्वजनिक वितरण  
भारत सरकार

MINISTER OF STATE

ENVIRONMENT, FOREST AND CLIMATE CHANGE  
CONSUMER AFFAIRS, FOOD & PUBLIC DISTRIBUTION  
GOVERNMENT OF INDIA

अश्विनी कुमार चौबे  
Ashwini Kumar Choubey



## MESSAGE

The Montreal Protocol on Substances that Deplete the Ozone Layer is a landmark agreement that has successfully reduced the global production and consumption of ozone depleting substances (ODSs). Countries across the globe have been making all efforts for early recovery of the Ozone layer to the pre-1980 level. Together, they have established a successful ozone protection regime, with sound scientific knowledge, serving as the basis for appropriate policies and action.

The key factors for the success of the Montreal Protocol were the principle of Common But Differentiated Responsibilities (CBDR) between the developed and the developing countries and a robust and transparent financial mechanism, created under the Montreal Protocol for providing technical and financial assistance to the developing countries to meet their obligations under the Protocol's control measures.

India, since it became a Party to the Montreal Protocol on Substances that deplete the Ozone Layer on 19th June 1992, has played a proactive role in the implementation of ODS phase-out activities in the country including in the establishment of the financial mechanism to the Montreal Protocol. A structured implementation framework supported by regulatory and fiscal measures have led to India successfully meeting all the ODS phase-out targets of the Montreal Protocol without undue economic burden to the industry. India had proactively taken the challenge of complete phase out of HCFC 141 b, a chemical used by foam manufacturing enterprises by 1.1.2020.

The Government's decision to ratify the Kigali Amendment to the Montreal Protocol is yet another step forward in India's commitments towards climate and would further strengthen India's position among the Montreal Protocol community. India showed leadership in 2019, when it was the first country to release the India Cooling Action Plan (ICAP,) which has led to global recognition. Ratification of the Kigali Amendment will promote shifting of technologies from high global warming potential Hydrofluorocarbons to low global warming potential climate friendly alternatives, leading towards improving energy efficiency and achieve the goals of the ICAP.

The Montreal Protocol, India's Success Story is a useful publication to increase awareness on ozone layer and the measures taken for its protection. This publication will enable us to highlight India's achievements in the implementation of the Montreal Protocol in the country.

( Ashwini Kumar Choubey )

॥ प्लास्टिक नहीं, कपड़ा सही ॥

Office: 5<sup>th</sup> Floor, Aakash Wing,  
Indira Paryavaran Bhawan,  
Jor Bagh Road, New Delhi-110 003  
(+91) 11-24621921/22 • Fax: (+91) 11-24695313  
E-mail: mos.akc@gov.in

Residence  
30, Dr. APJ Abdul Kalam Road,  
New Delhi-110003  
Tel.. 011-23794971, 23017049







आर पी गुप्ता  
R P Gupta



## MESSAGE

सचिव  
भारत सरकार  
पर्यावरण, वन एवं जलवायु परिवर्तन मंत्रालय  
SECRETARY  
GOVERNMENT OF INDIA  
MINISTRY OF ENVIRONMENT, FOREST AND CLIMATE CHANGE

The Montreal Protocol has been recognized as one of the most successful international environmental treaty which has universal ratification from UN member states. Large proportion of Ozone Depleting Substances (ODS) have been phased out globally though the collective efforts of all parties. India has taken progressive measures to phase out designated controlled substances and is in compliance with the Montreal Protocol control schedule. The key attribute to India's success in implementation of ODS phase out programme is involvement of key stakeholders both at the planning as well as implementation stages. The Indian industry has also been making all round efforts to phase-out production and consumption of HCFCs as per the accelerated phase-out schedule of HCFCs. India has leapfrogged during technology transition from Ozone Depleting Substances to non-ODS and low-Global Warming Potential alternative technologies, where techno-economically viable alternatives are available, taking into account national circumstances and industry needs, thus showing its commitment to attainment of its development goals in an environmentally sustainable manner

India has also established an effective policy and regulatory framework for ODSs, set forth in the Ozone Depleting Substances (Regulation and Control) Rules, 2000 framed under the Environment Protection Act, 1986. The most recent amendment of the year 2019 was done for prohibiting the issuance of import license for HCFC-141b from 1st January 2020. Nearly 50 % of the consumption of ozone depleting chemicals in the country was attributable to HCFC 141 b in the foam sector which has now been phased out due to the pro-active approach of the Ministry

The Ministry has been engaged in moving towards the implementation of the India Cooling Action Plan which has linkages with the Montreal Protocol and the achievement of select Sustainable development goals. The Ministry has a focus on skilling and certification of refrigeration and air-conditioning service technicians. In this regard, information resources, training material and instruction videos for service technicians have been developed and have been made available in public domain for wider dissemination.

The publication of The Montreal Protocol: India's Success Story is a medium for highlighting the success of the country in Montreal Protocol implementation both at national and international level.

[ R P Gupta ]

इंदिरा पर्यावरण भवन, जोर बाग रोड, नई दिल्ली-110 003 फोन: (011) 24695262, 24695265, फैक्स: (011) 24695270

INDIRA PARYAVARAN BHAWAN, JOR BAGH ROAD, NEW DELHI-110 003 Ph.. (011) 24695262, 24695265, Fax: 011-24695270  
E-mail: secy-moef@nic.in, Website: moef.gov.in



# CONTENTS

<b>1. Ozone Layer .....</b>	<b>01</b>
▪ Earth's Atmospheric Layers .....	01
▪ Concentration of Ozone in the atmosphere .....	02
▪ Good and Bad Ozone .....	03
▪ Measurement of Ozone in the atmosphere .....	04
▪ Ozone Measurement over India .....	05
▪ Ozone Monitoring Network .....	05
▪ What is UV Radiation? .....	05
▪ Ozone Depletion .....	05
▪ Beginning of Threat to Ozone Layer .....	07
▪ The Antarctic Ozone Hole .....	08
▪ Environmental Effects of Ozone Depletion .....	10
▪ The Real Alarm .....	11
▪ International Action .....	12
▪ Evolution of the Montreal Protocol .....	12
▪ Equivalent Effective Stratospheric Chlorine (EESC) .....	13
▪ Recovery of Ozone Layer .....	14
▪ Status of Ratification of Vienna Convention, Montreal Protocol and Amendments .....	14
▪ Multilateral Fund .....	15
▪ Alternatives to Currently Used Ozone Depleting Substances .....	15
<b>2. India's Commitment to the Montreal Protocol .....</b>	<b>19</b>
▪ Status of ODS Phase-out in India .....	20
▪ Sector-wise Approved Projects .....	20
▪ Sector Phase-out Plans .....	21
▪ CFC Production Sector Phase-out Project in India .....	21
▪ Accelerated Phase-out of CFCs .....	21
▪ Halon Production and Consumption Phase-out in India .....	22
▪ CFC Phase-out in Foam Manufacturing Sector .....	22
▪ CFC Phase-out in RAC Sector .....	24
▪ National CFC Consumption Phase-out Plan (NCCoPP) .....	25
▪ Strategy for Solvent Sector to Phase-out ODSs in MSMEs in India .....	26
▪ National CTC Phase-out Plan .....	26
▪ CFC Phase-out in Aerosol Sector .....	27
▪ National Strategy for Transition to non-CFC MDIs and Plan for Phase-out of CFCs in Manufacturing of Pharmaceutical MDIs .....	28

▪ Accelerated Phase-out of HCFCs .....	29
▪ India's HPMP .....	30
▪ HPMP Stage-I .....	31
▪ HPMP Stage-II .....	35
▪ Fiscal Measures .....	42
▪ Ozone Depleting Substances (Regulation and Control) Rules, 2000 .....	43
▪ Important Provisions of the Ozone Depleting Substances (Regulation and Control) Rules, 2000 .....	43
▪ Amendments .....	43
▪ Kigali Amendment to Montreal Protocol .....	45
▪ New Initiatives .....	49
▪ India Cooling Action Plan .....	49
▪ Training & Certification of Refrigeration & Air-conditioning Service Technicians under Skill India Mission .....	51
▪ Participation in Montreal Protocol Meetings .....	52
▪ Awareness Generation .....	54
▪ World Ozone Day .....	54
▪ Newsletter .....	54
▪ Meetings .....	54
▪ Refrigeration and Air-Conditioning Servicing Sector Society (RASSS) .....	55
▪ Website .....	55
▪ MIS System for ODS Phase-Out Activities .....	55
▪ Activities related to the implementation of ODS Rules, 2000 and its amendments and Montreal Protocol .....	55
▪ Monitoring System in India .....	56
▪ Awards and Recognitions .....	56
▪ Other Activities .....	56
▪ Key to Success .....	56
<b>3. India's Achievements to Date of the Montreal Protocol Regime .....</b>	<b>57</b>
<b>4. How can you help to Protect the Ozone Layer? .....</b>	<b>69</b>
▪ Actions that an individual can take to protect the ozone layer .....	69
<b>5. Ozone in our Atmosphere .....</b>	<b>71</b>
▪ Twenty Questions and Answers about the Ozone Layer .....	71
<b>Highlights Scientific Assessment of Ozone Depletion: 2018 .....</b>	<b>75</b>
<b>Key findings of Technology and Economic Assessment Panel (TEAP)-2018 .....</b>	<b>77</b>
<b>Highlights of Environmental Effects Assessment Panel Assessment Report, 2018 .....</b>	<b>83</b>



# 1 OZONE LAYER

The small blue and green planet we call home is a very special and unique place. We live on the only planet in our solar system and possibly in the galaxy, where life is known to exist. All life exists within thin film of air, water, and soil. This spherical shell of life is known as the biosphere. The biosphere can be divided into three layers; the atmosphere (air), the hydrosphere (water), and the lithosphere (rock and soil). It is the unique attribute of the Earth's atmosphere that allows it to be a habitable place for humans, animals, microbes and plants, as we know them.

The atmosphere is a mixture of gases and particles that surround our planet. When seen from space, the atmosphere appears as a thin seam of dark blue light on a curved horizon.

## Earth's Atmospheric Layers

### Troposphere

The troposphere starts at the Earth's surface and extends 8 to 14.5 kilometers high (5 to 9 miles). This part of the atmosphere is the most dense. Almost all weather is in this region.

### Stratosphere

The stratosphere starts just above the troposphere and extends to 50 kilometers (31 miles) high. The

ozone layer, which absorbs and scatters the solar ultraviolet radiation, is in this layer.

### Mesosphere

The mesosphere starts just above the stratosphere and extends to 85 kilometers (53 miles) high. Meteors burn up in this layer.

### Thermosphere

The thermosphere starts just above the mesosphere and extends to 600 kilometers (372 miles) high. Aurora and satellites occur in this layer.

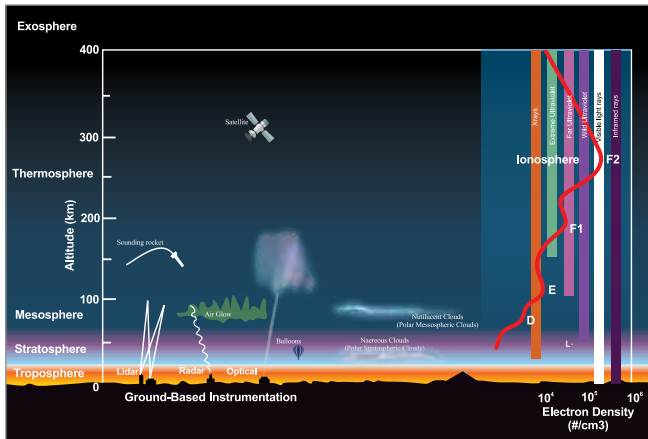
### Ionosphere

The ionosphere is an abundant layer of electrons and ionized atoms and molecules that stretches from about 48 kilometers (30 miles) above the surface to the edge of space at about 965 km (600 mi), overlapping into the mesosphere and thermosphere. This dynamic region grows and shrinks based on solar conditions and divides further into the sub-regions: D, E and F; based on what wavelength of solar radiation is absorbed. The ionosphere is a critical link in the chain of Sun-Earth interactions. This region is what makes radio communications possible.

## Exosphere

This is the upper limit of our atmosphere. It extends from the top of the thermosphere up to 10,000 km (6,200 mi).

### Earth's Atmospheric Layers

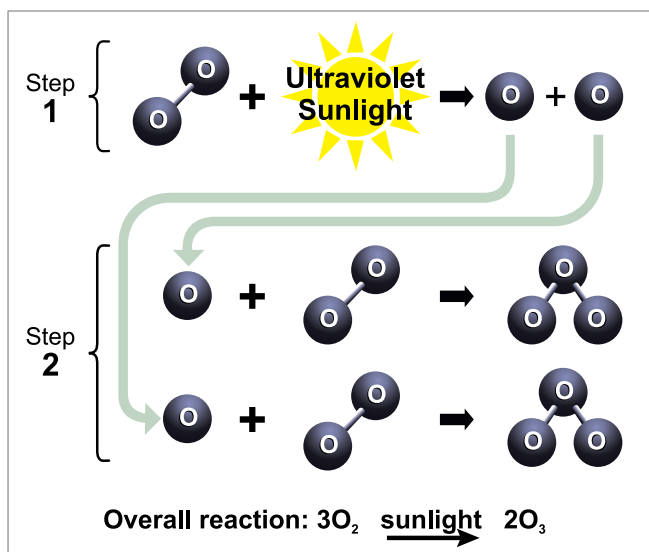


Source: The National Aeronautics and Space Administration (NASA)

## Concentration of Ozone in the Atmosphere

Ozone is a tri-atomic molecule of oxygen instead of normal two. It is formed from oxygen naturally in the upper levels of the Earth's atmosphere by high-energy ultraviolet (UV) radiation from the Sun. The radiation breaks down oxygen molecules, releasing free atoms, some of which bond with other oxygen molecules to form ozone.

### Stratospheric Ozone Production



About 90 per cent of all ozone formed in this way lies between 10 km and 50 km above the Earth's surface - this part of the atmosphere is called the stratosphere. Hence, this is known as the 'Ozone Layer'. Even in the ozone layer, ozone is present in very small quantities; its maximum concentration, at a height of about 17-25 km, is only ten parts per million. The ozone layer was discovered in 1913 by the French physicists Charles Fabry and Henri Buisson.

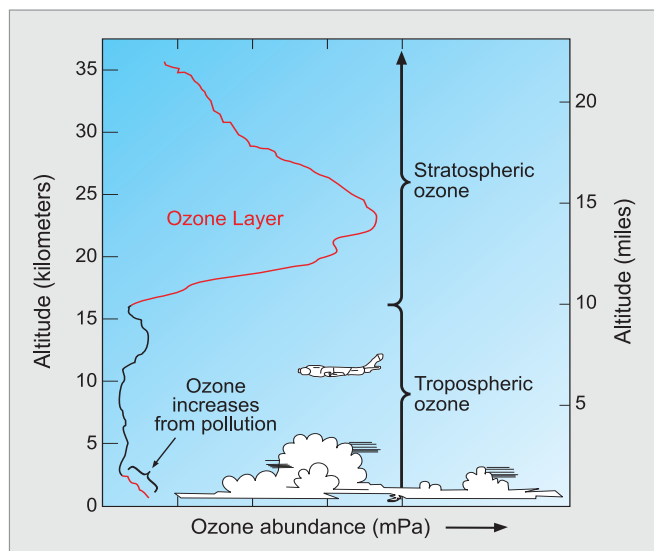
Since solar radiation is the strongest over the tropics, the global ozone is formed in tropics. However, strong solar radiation also causes rise of air to high altitudes and ozone is transported away from the equator towards the poles where it accumulates in the cold sub polar regions. At the equatorial region formation and photochemical depletion of ozone take place simultaneously and ozone cannot accumulate in this region. In the polar region there is accumulation of ozone because photochemical depletion is low and due to transport of ozone from equator. Therefore, in winter the highest ozone values are observed over the Polar regions as long as there is no other disturbing influence.

**Total ozone at any point from Earth's surface to Stratosphere is quantified in Dobson Units (DU). One hundred DU equals the quantity of ozone that would form a layer of 1mm thick at sea level if compressed at Standard Temperature and Pressure (STP).**

Typical distribution of ozone is about 240 DU near the equator with a maximum of 440 DU during early spring at high latitudes in the Arctic and 360 DU in the Antarctic. When the concentration of ozone, over any area, falls below 220 DU, we call it Ozone Hole.

Ozone is an unstable molecule. High-energy radiation from the Sun not only creates ozone, but also breaks it to oxygen, recreating molecular oxygen and free oxygen atoms. The concentration of ozone in the atmosphere depends on a dynamic balance between creation and destruction of ozone.

### Concentration of Ozone in Atmosphere



### What is the Ozone Layer?

The ozone layer is a term used to describe the presence of ozone molecule in the stratosphere. The layer stretches around the entire globe of the Earth like a bubble and acts as a filter for the harmful ultraviolet radiation (UV-B). UV-B radiation is a highly energetic light that originates from the sun and which has severe impacts on human health and the environment.

### Good and Bad Ozone

“Good” ozone is produced naturally in the Stratosphere and is good because it blocks harmful UV radiations from reaching the Earth’s surface.

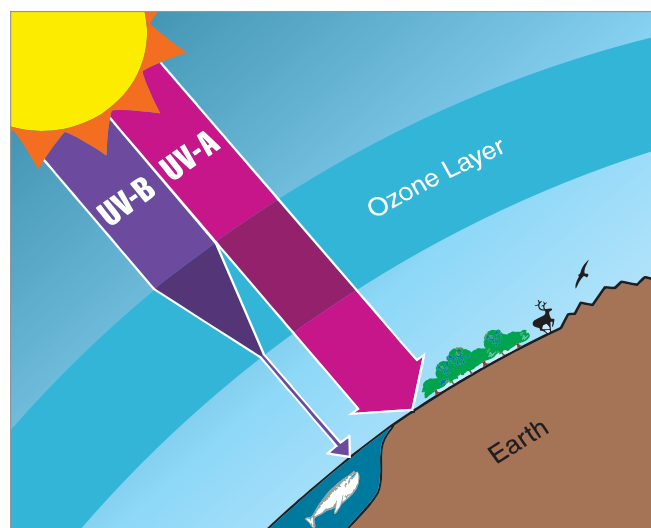
Ozone is also present in the lower levels of the atmosphere (i.e. the troposphere), but in very lower concentrations than in the stratosphere. Close to the Earth’s surface, most of the Sun’s high-energy UV radiation has already been filtered out by the stratospheric ozone layer and therefore the main natural mechanism for ozone formation does not take place in the troposphere.

However, elevated concentrations of ozone at ground level are found in some regions, mainly as a result of pollution. Burning of fossil fuels and biomass releases compounds such as nitrogen oxides and

volatile organic compounds, usually found in car exhausts, which react with sunlight to form peroxy intermediates, which catalyses to form ozone. This is “bad” ozone. Bad ozone is an air pollutant and is bad because it is harmful to breathe and can damage crops, trees, other vegetation, plastics, rubbers etc.. Ground level ozone is a main component of urban smog.

There is little connection between ground level ozone and the stratospheric ozone layer. Whereas the stratospheric ozone shields the Earth from the Sun’s

### UV Protection by the Ozone Layer



harmful rays, the ground level ozone is a pollutant. Ozone, formed due to pollution at the Earth’s surface, cannot replenish the ozone layer. In addition, though ground level ozone absorbs some UV radiation, the effect is negligible.

### Why is the ozone layer so important?

Ozone absorbs UV-B radiation from the sun. When an ozone molecule absorbs UV-B, it comes apart into an oxygen molecule ( $O_2$ ) and a separate oxygen atom ( $O$ ). Later, the two components can reform the ozone molecule ( $O_3$ ). By absorbing UV-B in the stratosphere, the ozone layer prevents harmful levels of this radiation from reaching Earth’s surface.

## Measurement of Ozone in the Atmosphere

Ozone is spread from the surface of Earth upto the top of stratosphere, 50 km as a very thin layer. The question often asked is how is the concentration of ozone in this thin layer is measured and quantified with a reasonable accuracy.

Atmospheric ozone is measured both by remote sensing and by in-situ techniques.

Generally, the following three characteristics of atmospheric ozone are routinely measured by various monitoring systems:

- (a) Surface Ozone
- (b) Total Ozone over an area and
- (c) The vertical profile of Ozone.

Surface ozone is generally measured by in-situ techniques using optical, chemical or electro chemical methods. The most convenient method is the optical method which depends upon the strong absorption of UV light at 254 nanometer (nm). The absorption is measured in a UV cell at 254 nm against another cell containing air free from ozone. By comparing the two irradiation signals, it is possible to determine the concentration of ozone from 1 to 1000 parts per trillion (ppt) by volume.

Total ozone is measured by remote sensing methods using ground based instruments, measuring the intensity of absorption spectrum of ozone between 300 and 340 nm using direct sun or direct full moon light and satellite based instruments, measuring the solar UV radiation scattered back to space by the Earth's atmosphere. The most commonly ground based instruments used by World Meteorological Organization (WMO) global ozone network are the Dobson and Brewer Spectrophotometers.

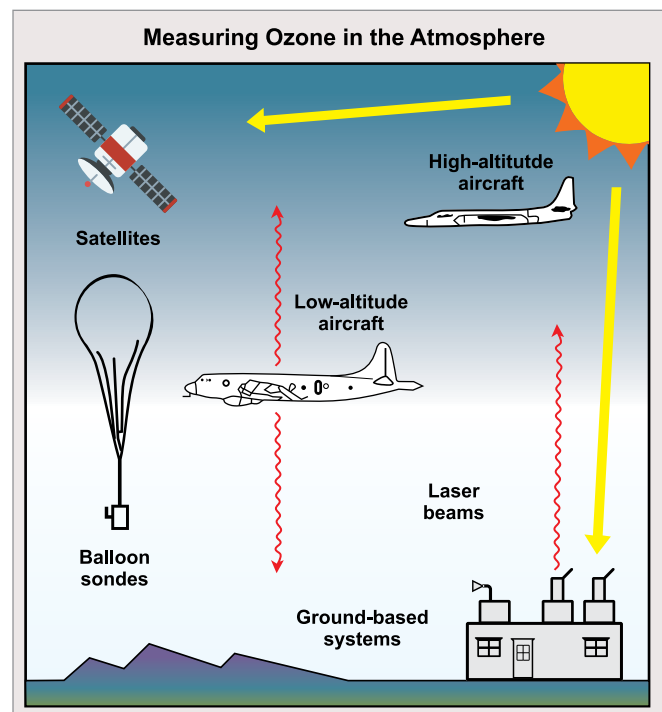
The most accurate and the best defined method for determining total ozone is to measure direct solar radiation from ground at UV wave bands between 305 and 340 nm.

Dobson instrument measures spectral intensities at three wave length pairs and the Brewer

spectrophotometer at five operational wavelengths. Moon light as a source of UV radiation can also be used, but the accuracy is reduced due to lower intensity of light. For accuracy and comparison, all spectrometers are calibrated regularly at National Oceanic and Atmospheric Administration (NOAA) subtropical high altitude observatory at Mauna Loa, Hawaii where other interfering air pollutants like Sulfur dioxide ( $\text{SO}_2$ ), Nitrous Oxide ( $\text{NO}_x$ ), aerosols etc. are absent.

Vertical profile of ozone is measured with (a) Ozonesondes (b) Ground-based Dobson and Brewer Spectrophotometers using light from zenith sky during twilight using the Umkher inversion method and (c) laser radars (Light Detection and Ranging (LIDAR)).

Ozonesondes measure the concentration of ozone as a function of height by a wet chemical method (ozone liberating iodine when bubbled through potassium iodide solution and measured electro chemically) during its balloon borne ascent to an altitude of about 35 km (mid stratosphere). They operate regularly in all climatic regions and have been the backbone of ozone profiling since 1960.





The latest method of vertical profiling of ozone is the LIDAR system in which a short laser pulse at a wave length in the UV ozone absorption spectrum is sent towards the zenith. Back scattered radiation is measured as a function of time which gives the height and its intensity gives the concentration of ozone. Two wave- lengths are used, one of which is absorbed by ozone, and the other is not which serves as a reference. The concentration of ozone measured at different heights thus gives the vertical profile.

### Ozone Measurement over India

Indian Meteorological Department (IMD) is the nodal agency to measure the ozone levels in India. IMD has established a National Ozone Centre. The centre maintains and control a network of Ozone Monitoring Stations located at New Delhi, Ranichauri, Guwahati, Nagpur, Pune, Kodaikanal, Thiruvananthapuram, Varanasi, Port Blair and Maitri (Antarctica). The ozone data measured is regularly sent to World Ozone Data Centre, Canada.

### Ozone Monitoring Network

National Ozone Centre of India Meteorological Department (IMD) is designated as secondary regional ozone centre for Regional Association II (Asia) of World Meteorological Organization. The centre maintains a network of ozone monitoring stations including Maitri and Bharati in Antarctica.

- Total Columnar ozone measurement using Brewer and Dobson spectrometer at five locations.
- Surface Ozone monitoring through a network of ten stations.
- Measurement of Vertical Distribution of Ozone using IMD Ozone sonde

(Source: India Meteorological Department (IMD))

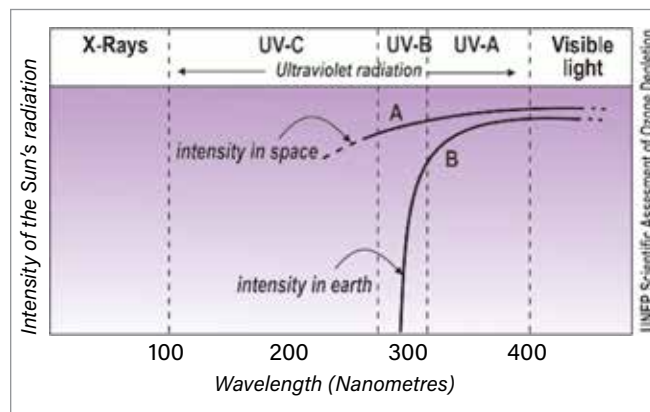
### What is UV Radiation?

The Sun emits radiations of varying wavelengths in the form of electromagnetic spectrum. The UV radiation is one form of radiant energy coming out from the Sun. The various forms of energy, or radiations, are

classified according to wavelength measured in nm. The shorter the wavelength, the radiation are more energetic. In order of decreasing energy, the principal forms of radiation are gamma rays, X-rays, UV rays, visible light, infrared rays, microwaves, and radio waves. The UV radiation, which is invisible, is so named because of its wavelengths are less than those of visible violet radiations.

Of these, UV-B and UV-C being highly energetic, are harmful to life on Earth. UV-A radiation being less energetic is relatively less harmful. Fortunately, UV-C radiation is absorbed strongly by oxygen and also by ozone in the upper atmosphere. UV-B radiation is absorbed only by the stratospheric ozone (ozone layer) and thus only 2-3% of it reaches the Earth's surface. The ozone layer, therefore, is essential for protection of life on the Earth by filtering out the dangerous part of Sun's radiation and allowing only the beneficial part to reach Earth. Any disturbance or depletion of this layer would result in an increase of UV-B and UV-C radiation reaching the Earth's surface leading to dangerous consequences for the life on Earth. The ozone layer, therefore, acts as Earth's sunscreen.

#### Range of Wavelengths of UV Radiations



A - Undisturbed Ozone Layer

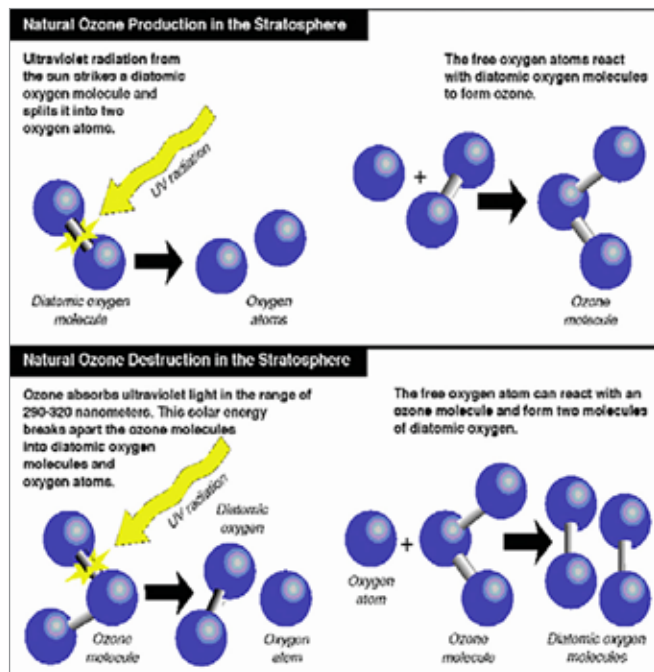
B - Disturbed Ozone Layer

### Ozone Depletion

At any given time, ozone molecules are constantly formed and destroyed in the stratosphere. The total

amount, however, remains relatively stable. The dynamic equilibrium between creating and breaking down ozone molecules depends on temperature, pressure, energetic conditions and molecule concentrations. The concentration of the ozone layer can be thought of as a stream's depth at a particular location. Although, water is constantly flowing in and out, the depth remains constant.

### Natural Formation and destruction of Ozone



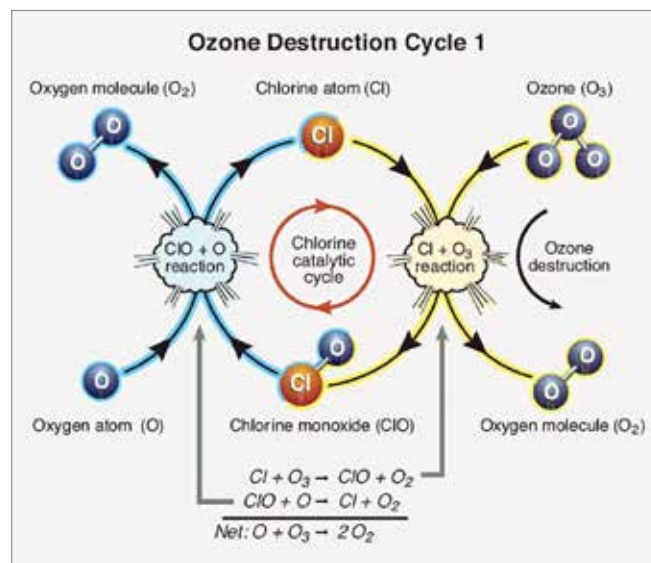
The concentrations of ozone vary naturally with sunspots, seasons, and latitudes. The processes of variation of ozone are well understood and predictable. Scientists have established records for several decades which show distribution of ozone during the natural cycles. It has been observed that each natural reduction in ozone levels has been followed by a recovery cycle. However, convincing scientific evidences have shown that the ozone layer is being depleted well beyond changes due to natural processes.

Ozone depletion occurs when the natural balance between the production and destruction of stratospheric ozone is shifted towards destruction. The equilibrium can be disturbed for instance by other molecules which react with the ozone molecules, and

thereby destroying them. If this destruction process is fast and the creation of new molecules is too slow to replace the destroyed ozone molecules, the equilibrium will get out of balance. As a result, the concentration of ozone molecules will be reduced. An upset in this balance can have serious consequences for life on Earth, and scientists are finding evidence of the changed balance. As a result, the concentration of ozone within the protective ozone shield is decreasing.

**"The balance between the natural processes of ozone production and destruction maintains a consistent ozone concentration in the stratosphere."**

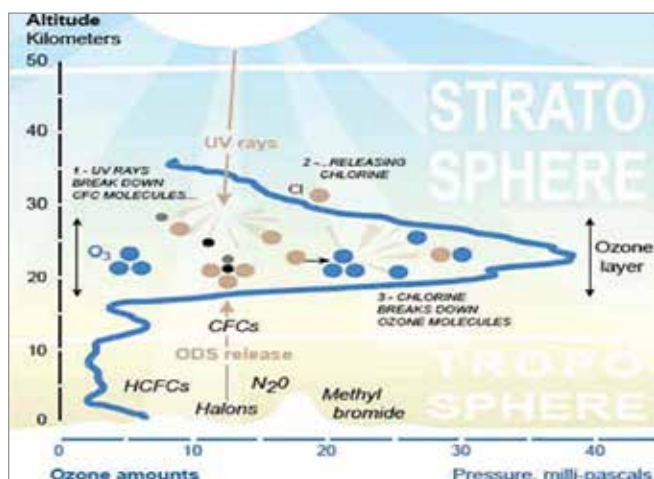
### Reaction of Chlorine with Ozone



When very stable man-made chemicals containing chlorine and bromine enter into the atmosphere, and reach the stratosphere, these chemicals are broken down by the high energy solar UV radiation and release extremely reactive chlorine and bromine atoms. These undergo a complex series of catalytic reactions leading to destruction of ozone.

Large fires, certain types of marine life and volcanic eruptions also produce chlorine molecules. These are chemically active but most of it gets converted into water soluble inorganic compounds which gets

### Process of destruction of ozone



washed down by rain and only traces reach the stratosphere. However, United States Environment Protection Agency (USEPA) experiments have shown that Chlorofluorocarbons (CFCs) and other widely used chemicals produce roughly 85% of the chlorine in the stratosphere.

It was also believed that large volcanic eruptions can have an indirect effect on ozone levels. Although, Mt. Pinatubo's 1991 volcanic eruption did not increase stratospheric chlorine concentrations, it did produce large amount of tiny particles called aerosols. These aerosols increase chlorine's effectiveness in destroying ozone.

The aerosols only increase depletion because of the presence of CFC-based chlorine. In effect, the aerosols increase the efficiency of the CFC siphon, lowering ozone levels even more than that would have otherwise occurred. Unlike long-term ozone depletion, this effect is however short-lived. The aerosols from Mt. Pinatubo have already disappeared, but satellite, ground based, and balloon data still show ozone depletion occurring closer to the historic trend.

### Beginning of Threat to Ozone Layer

For over fifty years, CFCs were thought of as miracle substances. CFCs were first created in 1928 as non-toxic, non-flammable refrigerants, and were first produced commercially in the 1930's by DuPont. The

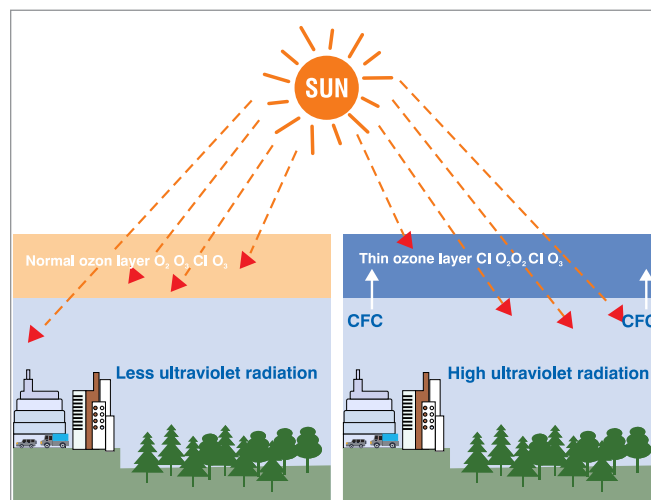
first Chlorofluorocarbon was CFC-12, a single carbon with two chlorines and two Fluorines attached to it.

These have been used in many ways since they were first synthesized in 1928. They are stable, inert, non-flammable, low in toxicity, and inexpensive to produce. Over the period, CFCs have been used as aerosols, refrigerants, solvents and foam blowing agents in other smaller applications. Other chlorine and bromine-containing compounds include methyl chloroform, a solvent, Carbontetrachloride (CTC), an industrial chemical, halons, extremely effective fire extinguishing agents, Hydrochlorofluorocarbons (HCFCs) mainly used as a refrigerant and foam blowing agent and methyl bromide, an effective fumigant used in agriculture and grain storage.

All of these compounds have very long atmospheric life which allow them to be transported by winds into the stratosphere.

During the past 5 decades, Ozone Depleting Substances (ODSs) including CFCs have been emitted into the atmosphere in large quantity which has resulted in depletion of the ozone layer resulting increased UV-B radiations on the Earth surface.

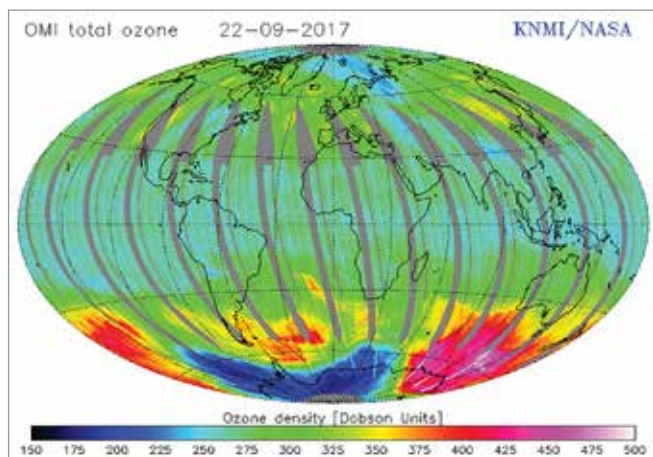
### UV Radiations on Earth Surface



The largest losses of stratospheric ozone occur regularly over the Antarctica every spring, leading to substantial increase in UV levels over the region.

A similar, though weaker, effect has been observed over the Arctic. There was enough evidence that ozone levels decrease by several percent in the spring and summer in both hemispheres at middle and high latitudes.

***Status of Global Stratospheric Ozone :  
September, 2017***



There is also fall in ozone levels during the winter at these latitudes in the southern hemisphere. The higher levels of loss of ozone have been noticed since late 1970s.

In the early 1970s, researchers began to investigate the effect of various chemicals on the ozone layer, particularly CFCs, which contain chlorine. They also examined the potential impacts of other chlorine sources like chlorine from chlorination of water, industrial plants, sea salt and volcanoes etc. The chlorine released from such applications and from other sources readily combines with water and other chemicals and form compounds which do not reach the stratosphere. In contrast, CFCs are very stable and do not dissolve in rain. Thus, there are no natural processes that remove the CFCs from the lower atmosphere. Over a period of time, the CFCs diffuse into the stratosphere where these interact with UV rays of short wave length which breaks them.

The CFCs are so stable that only exposure to strong UV radiation breaks them. When that happens, the CFC molecule releases atomic chlorine. It has

been estimated that one chlorine atom can destroy over 100,000 ozone molecules. The net effect is the destruction of ozone, faster than its natural creation. To return to the analogy comparing ozone levels to a stream's depth, CFCs act as a siphon, removing water faster than normal and reducing the depth of the stream.

No one could imagine that these miracle chemicals could one day turn out to be harmful substance to life on Earth. It all began when at the first United Nations on the Human Environment Conference at Stockholm in 1972, questions were asked about the effect of jet aircrafts on upper atmosphere. It was known that the high temperature jet exhausts contain an appreciable amount of nitrous oxide and it was also known that this substance can catalytically decompose ozone. The conference authorized United Nations Environment Programme (UNEP) to address this issue and focus on the possible damage to the ozone layer by hundreds of supersonic aircrafts that were expected to be in operation by the late 1980s. They were also entrusted with the task of finding out the effect of release of nitrous oxide from fertilizer manufacturing units on the ozone layer.

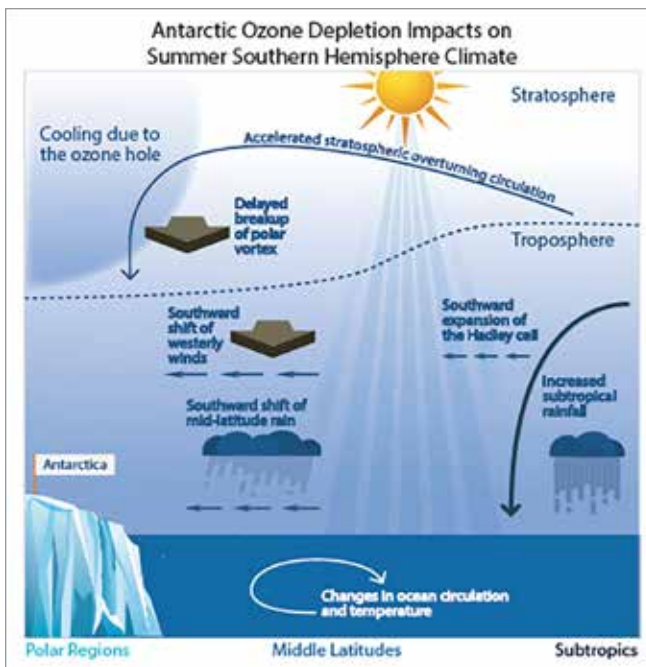
These investigations did not make much headway and were dismissed as false alarms.

### **The Antarctic Ozone Hole**

The term "ozone hole" refers to a large and rapid decrease in the concentration of ozone molecules in the ozone layer. "When the concentration of ozone over any area falls below 220 DU, it is called ozone hole". The Antarctic "Ozone Hole" occurs during the southern spring between September and November each year. The British Antarctic survey team first reported the hole in May 1985. The team found that for the period between September and mid November, ozone concentration over Halley Bay, Antarctic, had declined by 40% from levels during the 1960s. Severe depletion has been occurring since late 1970s.

The problem is worst in this part of the globe due to extremely cold atmosphere and the presence of





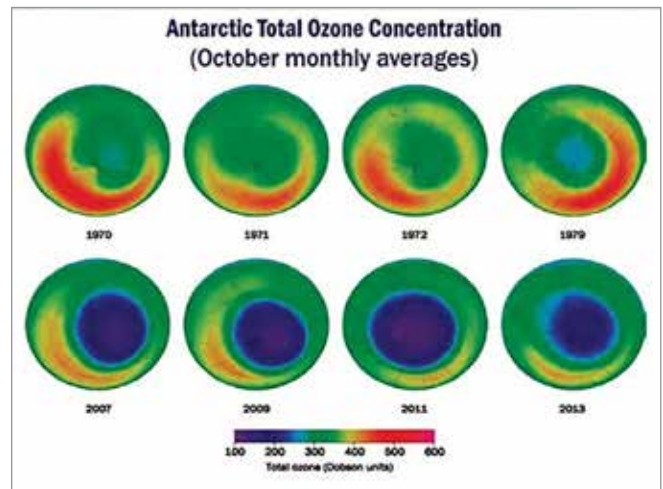
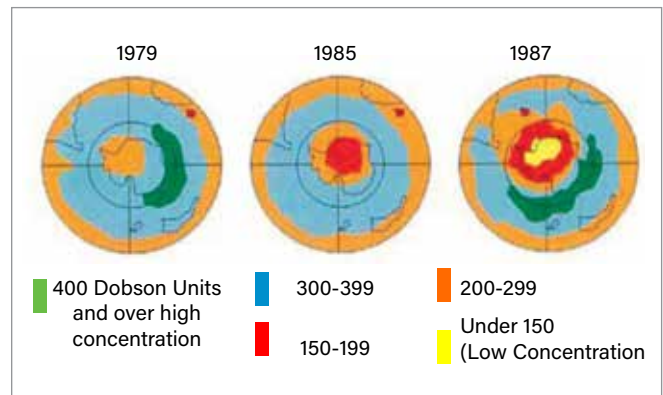
Schematic illustration of Southern Hemisphere climate impacts in austral summer associated with Antarctic ozone depletion. Ozone depletion has cooled the Antarctic stratospheric, leading to a delayed breakup of the stratospheric polar vortex and an accelerated stratospheric overturning circulation. Impacts have extended into the troposphere with the region of strong westerly winds and associated rainfall shifted southward, affecting the ocean circulation. The subtropical edge of the tropical circulation has also expanded poleward, leading to reduced precipitation in mid-latitudes and enhanced precipitation in the subtropics.

Source: World Meteorological Organization (WMO), Executive Summary: Scientific Assessment of Ozone Depletion: 2018, World Meteorological Organization, Global Ozone Research and Monitoring Project - Report No. 58, 67pp., Geneva, Switzerland, 2018.)

polar stratospheric clouds. The land under the ozone depleted atmosphere increased steadily to more than 20 million sq km in the early 1990s and in the Antarctic spring of 1998, the area of the ozone hole exceeded 26 million sq km and also covered some populated areas of the southern hemisphere. The total ozone dropped to about 97 DU on 1 October, 1998.

The Antarctic ozone hole grew to 28.4 million sq. km in 2000. In the year 2002, a peculiar effect was seen, the ozone hole split into two but the total coverage was only 15 million sq. km. In the year 2005, the size of ozone hole again increased to 27.0 million sq. km. The ozone hole further grew to an extraordinary

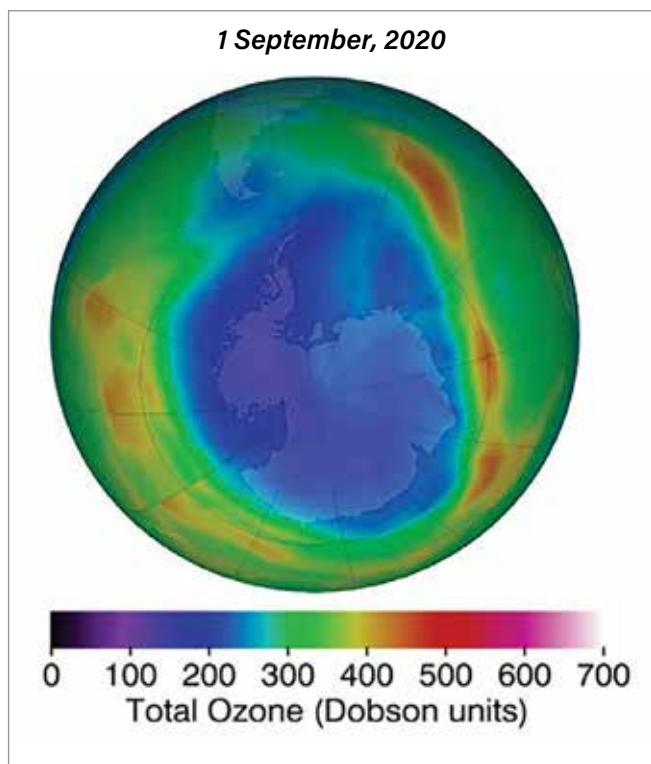
### Evolution of the Antarctic Ozone hole (1979 - 1987 October)



### Changes in Ozone concentration over Antarctica (1970-2013)

size, 29.3 million sq. km in 2006. The size of ozone hole slightly started declining and in 2008 became equivalent to the size of North America and NOAA reported that ozone hole reached to 26.5 million sq. km. in September, 2008. It was also observed that the total column of ozone dropped to its lowest count of 100 DU in September, 2008. The size of Antarctic ozone hole in September, 2009, September, 2010, September, 2011, September, 2012, September, 2013 and September, 2014 were reported to be 24 million sq. km., 22.2 million sq. km., 25 million sq. km., 18.5 million sq. km., 21 million sq. km. and 24.3 million sq. km. respectively.

The latest false-color view of total ozone over the Antarctic pole. The purple and blue colors are where there is the least ozone, and the yellows and reds are where there is more ozone.

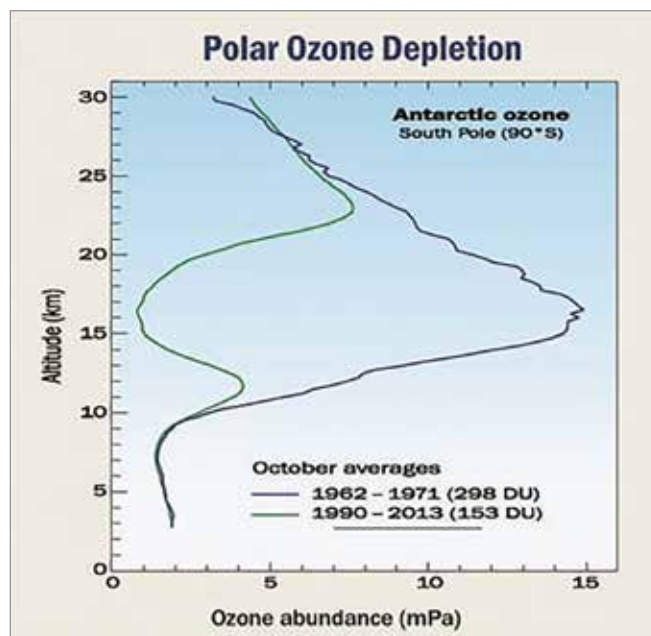


This indicates that the Montreal Protocol is working effectively and there is a gradual recovery of ozone layer.

The decline of ozone layer over North Pole has also been reported. The effect has been ascribed to solar flares and record frigid temperatures working with manmade chemicals.

In addition, research has shown that ozone depletion occurs over the latitudes that include North America, Europe, Asia, and much of Africa, Australia and South America. Thus, ozone depletion is a global issue and not just a problem at the South Pole. It was also reported that some ozone depletion also occurs in the Arctic during the Northern Hemisphere spring (March-May). Wintertime temperatures in the Arctic stratosphere are not persistently low for many weeks and these results in less ozone depletion.

Recent observations and several studies have shown that the size of annual ozone hole has stabilized and the level of ODSs has decreased by 4 percent since 2001. But chlorine and bromine compounds have long atmospheric life. Recovery of stratospheric ozone is not likely to be noticeable until 2020 or little later.



## Environmental Effects of Ozone Depletion

As explained earlier, ozone acts as a shield to protect the Earth's surface by absorbing harmful UV-B and UV-C radiation. If this ozone is depleted, then more UV rays will reach the earth surface. Exposure to higher doses of UV- B radiations will have effects on human health and impact on flora and fauna of terrestrial as well as aquatic eco-systems.

### Human health effects:

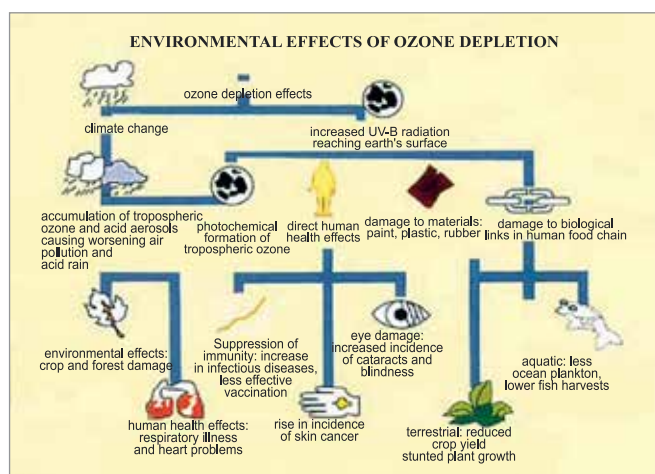
- Sunburns, premature ageing of the skin.
- UV radiation can damage several parts of the eye, including the lens, cornea, retina and conjunctiva.
- As per World Health Organization (WHO), 2002 report, a 10% decrease in stratospheric ozone could cause an additional 300,000 non-melanoma and 4500 melanoma skin cancers in the world.
- More cataracts leading to damage to the eye vision resulting in blindness. Cataracts (a clouding of the lens) are the major cause of blindness in the world. Ten percent thinning of the ozone layer could cause 1.6 to 1.75 million more cases of cataracts worldwide every year (WHO, 2002).
- Early findings suggest that exposure to UV radiation results in suppression of the human immune system, which may cause non-melanoma and skin cancer.

## ● Adverse impact on agriculture, forestry and natural ecosystems:

- Several of the world's major crop species are particularly vulnerable to increased UV radiation, resulting in reduced growth, photosynthesis and flowering. Food production may reduce by about 1% for every 1% increase of UV-B radiation.
- The effect of ozone depletion on the agricultural sector could be significant. Many agricultural crops sensitive to the UV-B radiation of the Sun are rice, wheat, soybean, corn, sweet corn, barley, oats, cowpeas, peas, carrots, cauliflower, tomato, cucumber, broccoli etc.
- A few commercially important trees have been tested for UV-B radiation sensitivity. Results indicate that plant growth, especially in seedlings, is more vulnerable to intense UV radiation.

## ● Damage to marine life:

- Planktons are the first vital step in aquatic food chains. In particular, plankton (tiny organisms on the surface layer of oceans) is threatened by increased UV-B radiation.
- Decreases in plankton could disrupt the fresh and saltwater food chains, and lead to species shift.
- Marine fauna like fish lings, juvenile stages of shrimp and crab have been threatened in recent years by increasing UV-B radiation under the Antarctic region. Loss of biodiversity in oceans, rivers and lakes could impact on aquaculture prospects.



## ● Materials:

- Wood, plastic, rubber, fabrics and many construction materials are degraded by UV-B radiation.
- The economic impact of replacing and/or protecting materials could be significant.

## The Real Alarm

In 1974, two United States (US) scientists Mario Molina and F. Sherwood Rowland at the University of California were struck by the observation of a British scientist, James Lovelock that CFCs were present in the atmosphere all over the world more or less evenly distributed by appreciable concentrations. They suggested that these stable CFC molecules could drift slowly up to the stratosphere where they may breakdown into chlorine atoms by energetic UV-B and UV- C radiations of the Sun. The chlorine radicals thus produced can undergo complex chemical reaction producing chlorine monoxide, which can attack an ozone molecule converting it into oxygen and in the process regenerating the chlorine atom again. Thus, the ozone-destroying effect is catalytic and a small amount of CFCs would be destroying large number of ozone molecules. Their basic theory was put to test by the National Aeronautics and Space Administration (NASA) scientists and found to be valid, ringing alarm bells in many countries and laying the foundation for international action.





### Ozone work wins Nobel prize

The Nobel Prize for Chemistry is awarded to Sherwood Rowland, Mario Molina and Paul Crutzen for their pioneering work in atmospheric chemistry, particularly concerning the formation and decomposition of ozone.

## International Action

The first international action to focus attention on the dangers of ozone depletion in the stratosphere and its dangerous consequences in the long run on life on earth was initiated in 1977. A meeting of 32 countries in Washington D.C., USA initiated a Work Plan on action on protection of ozone layer with UNEP as the coordinator.

As experts began their investigation, data piled up and in 1985, in an article published in the prestigious science journal, "Nature" by Dr. Farman, pointed out that although, there is overall depletion of the ozone layer all over the world, the most severe depletion had taken place over the Antarctic. His findings were confirmed by Satellite observations and offered the first proof of severe depletion of ozone layer. These findings stirred the scientific community to take urgent remedial actions. A framework for such actions was designed and agreed in an international convention held in Vienna on 22nd March, 1985.

This, subsequently, resulted in an international agreement on 16th September, 1987 on specific measures to be taken in the form of an international treaty known as the Montreal Protocol on Substances that Deplete the Ozone Layer. Under this Protocol, the first concrete step to save the ozone layer was taken by immediately agreeing to completely phase out the production and consumption of CFCs, halons, CTC and methyl chloroform as per the agreed schedule by the Parties to the Montreal Protocol.

## Evolution of the Montreal Protocol

The urgency of controlling the ODSs, particularly CFCs was slow to pick up. The CFCs were so useful that the society and the industry, all over the world,

were reluctant to give up the use of CFCs. However, even as the nations adopted the Montreal Protocol in 1987, new scientific findings indicated that the Protocol's control measures were inadequate to restore the ozone layer. In addition, the developing countries had a special situation, as they needed the technical and financial assistance to enable these countries to change over to non-ODS technologies.



*Montreal Amendment enters into force*

In response to the prospect of increasing ozone depletion, the governments of the world crafted the 1987 United Nations Montreal Protocol as an international means to address this global issue.

As a result of the broad compliance with the Protocol and its Amendments and adjustments and, of great significance, industry's development of "ozone-friendly" substitutes for the now-controlled chemicals, the total global accumulation of ODSs has slowed and begun to decrease. In response, global ozone depletion is no longer increasing, and initial signs of recovery of the ozone layer have been identified. With continued compliance, we can expect substantial recovery of the ozone layer by the middle of the 21st century. The day the Montreal Protocol was agreed upon, 16 September, is now celebrated as the International Day for the Preservation of the Ozone Layer.

Meanwhile, the report of the Scientific Assessment Panel (SAP) of the Montreal Protocol, entrusted with the task of finding the extent of ozone depletion, showed that the actual harm to the ozone layer was



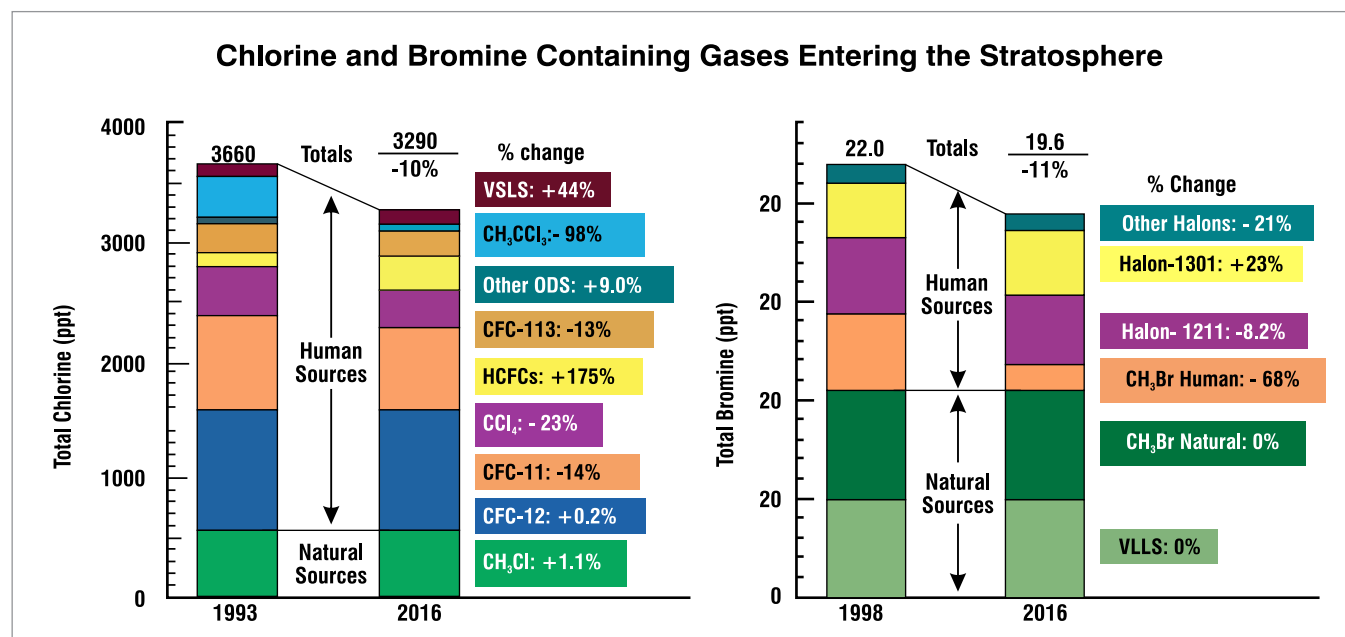
much more than predicted by theoretical models and the control measures envisaged by the Protocol in 1987 would not be sufficient to arrest the depletion of ozone layer. More urgent action was, therefore, necessary. Therefore, at the 2nd Meeting of the Parties (MOP) to the Montreal Protocol, in London, in 1990, 54 Parties as well as 42 non-Party countries agreed on a package of measures satisfactory to all. It was agreed in this meeting that the widely used and having high Ozone Depleting Potential (ODP) of 5 CFCs and 3 halons would be phased out by the year 2000 and other minor CFCs and CTC would be controlled and eventually phased out. A special provision was made to provide financial and technical assistance to the developing countries with an annual consumption of CFCs and halons less than 0.3 kg per capita (also called as Article 5 countries) in their efforts to phase out these harmful chemicals. These countries were also given a grace period of 10 years to phase out ODSs.

In 1991, more alarming reports came up to show that the depletion of ozone is continuing in all altitudes except over the tropics. It was recognized that the phase-out of production and consumption of CFCs and halons is not enough to control the depletion of ozone layer. Other fluorocarbon chemicals like

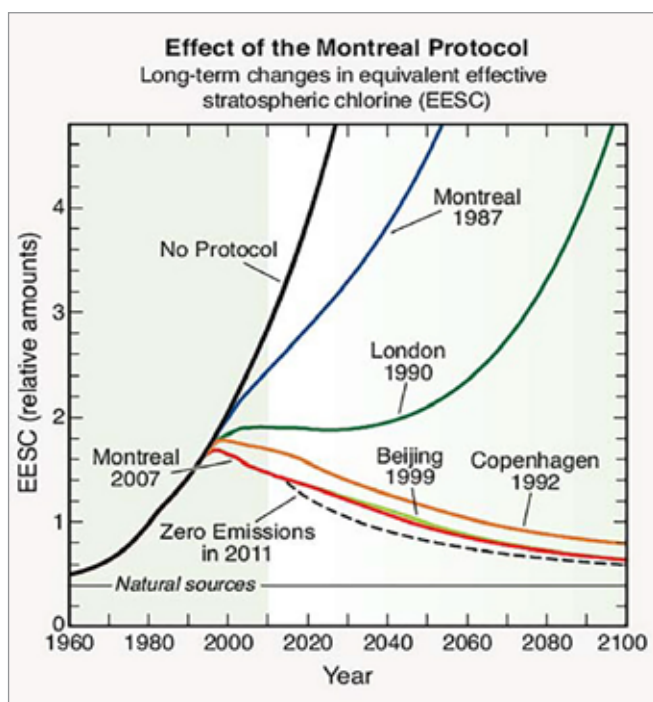
Hydrochlorofluorocarbons (HCFCs) and methyl bromide, which are also ODSs, need to be controlled. They have also been brought under the ambit of the Montreal Protocol in 1992 through Copenhagen amendment and defining the schedule of phase-out of HCFCs in 1999 through Beijing amendment. Further, the phase- out of production and consumptions of HCFCs was accelerated in 2007 through an adjustment.

## Equivalent effective stratospheric chlorine (EESC)

EESC is a metric for representing ODS levels in the stratosphere. It is calculated based upon three factors: surface atmospheric concentrations of individual ODSs and their number of chlorine and bromine atoms, the relative efficiency of chlorine and bromine for ozone depletion, and the time required for the substances to reach different stratospheric regions and break down to release their chlorine and bromine atoms. As EESC continues to decrease in response to Montreal Protocol provisions, stratospheric ozone is expected to increase. EESC does not include chlorine and bromine from very short-lived substances (VSLs).



Source: World Meteorological Organization (WMO), Executive Summary: Scientific Assessment of Ozone Depletion: 2018, World Meteorological Organization, Global Ozone Research and Monitoring Project - Report No. 58, 67pp., Geneva, Switzerland, 2018.)



## Recovery of Ozone Layer

As a result of implementation of provisions/ measures under the Montreal Protocol, the atmospheric concentration of the man-made chlorine and bromine containing substances has begun to decline. Chlorine/ bromine have reached to the maximum levels in the stratosphere in the first decade of the 21st century, and ozone concentrations should correspondingly be at their minimum levels during that time period. It is anticipated that the recovery of the Antarctic ozone hole has begun. But there is a slow rate of healing because of long atmospheric life of these manmade chemicals like CFCs, CTC, halons, methyl chloroform, methyl bromide etc. January 2010 marked the end of global production of CFCs and halons under the Protocol, and January 2013 the universal control of ODS production and consumption.

### Healing of ozone layer confirmed

The scientific assessment of ozone depletion in 2014 confirms that the ozone layer is healing and will return to pre-1980 levels by mid-century, thanks to actions taken by Parties under the Montreal Protocol.

## The ozone layer today

The Montreal Protocol is widely lauded as a huge environmental success. Whilst the damage we have done to the ozone layer has not yet been undone, thanks to this agreement and the collaborative effort of nations around the world, there is scientific evidence that the ozone layer is healing itself and is expected to recover by the middle of this century.

The Montreal Protocol has also considerably reduced climate warming because many ozone-depleting substances are also potent greenhouse gases that contribute to climate forcing when they accumulate in the atmosphere. Montreal Protocol controls have led to a substantial reduction in the emissions of ozone-depleting substances over the last two decades. These reduction, while protecting the ozone layer, have the additional benefit of reducing the human contribution to climate change. Without Montreal Protocol controls, the climate forcing due to ozone-depleting substances could now be nearly two and a half times the present value.

*Source: ozone secretariat*

## Status of Ratification of Vienna Convention, Montreal Protocol and Amendments

S.No.	Particulars	Date of Enforcement	No. of Parties
1	Vienna Convention 1985	22.09.1988	198
2	Montreal Protocol, 1987	01.01.1989	198
3	London Amendment, 1990	08.10.1992	197
4	Copenhagen Amendment, 1992	14.06.1994	197
5	Montreal Amendment, 1997	10.11.1999	197
6	Beijing Amendment, 1999	25.02.2002	197
7	Kigali Amendment, 2016	01.01.2019	124

## Multilateral Fund

With a view to assist the developing countries in their phase out efforts, a Multilateral Fund (MLF) for the implementation of the Montreal Protocol was established in June, 1990. The Fund is supported by a Secretariat, co-located with UNEP, but directly accountable to an Executive Committee (Ex-Com) consisting of seven non-Article 5 Parties and seven Article 5 Parties. This governance structure accomplished several key objectives. First, by co-locating the MLF Secretariat with UNEP but retaining its independence in a policy context, the Parties and their appointed Ex-Com were provided with direct control over the Fund's policies. Second, the balance of non-Article 5 and Article 5 Parties on the Ex-Com signalled a major departure from the historic donor-driven nature of funding bodies that reflected the spirit of equality.

The Fund is financing incremental costs for ODS phase out in Article 5 Parties. The incremental costs, including cost of transfer of technology, incremental capital costs and incremental operating costs for switching over from ODS to non-ODS technologies enabling the developing countries to phase out controlled substances. Enterprises which were using ODS based technologies prior to cut of dates are eligible for funding for conversion from ODS to non-ODS technology from the MLF for the implementation of the Montreal Protocol.

**Establishment of a financial mechanism to provide technical and financial support to the developing countries to meet their compliance obligations to the Montreal Protocol, proved as the key to the success of the Montreal Protocol.**

India being an Article 5 Party is eligible for receiving technical and financial assistance from MLF to phase out ODSs and switchover to non-ODS technologies.

## Alternatives to Currently Used Ozone Depleting Substances

During the last two decades intensive research has yielded a large number of substitute chemicals

as replacements to CFCs, halons, CTC, methyl chloroform, methyl bromide and HCFCs.

These are summarised below on end- use basis:

## Technology Options for Phase-out in Refrigeration and Air-conditioning (RAC) Sector

Sub-sector	ODS used	Preferred alternatives / substitutes
Domestic refrigerators	Refrigerant: CFC-12	Refrigerant: HFC-134a, HC-600a, Isobutane, HC blend, HFO-1234yf
	Foam: CFC-11 HCFC-141b	Foam Blowing Agents: Cyclopentane HFC-245fa, HFC-365mfc, HFO-1234ze Methyl Formate, Methylal, Solstice-LBA, FEA-1100
Refrigerated Cabinets (Deep Freezer, Ice-cream cabinets, Bottle coolers, Visi coolers)	Refrigerant: CFC-12  Foam: CFC-11 HCFC-141b	Refrigerant: HFC-134a, HC-600a HC-blend, CO <sub>2</sub>  Foam Blowing Agents: Cyclopentane, HFC-245fa, HFC-365mfc, HFO-1234ze, Methyl Formate, Methylal, Solstice- LBA, FEA-1100

Water Coolers	CFC-12 HCFC-22 (for bigger capacity)	HFC-134a, HC-blend, HC-290, HFO-1234yf
Mobile (car, bus, van, refrigerated trucks, train)	CFC-12  HCFC-22 (train)	HFC-134a, HFC-1234yf HFC-152a, CO <sub>2</sub> R-290, HFC-134a, HFO-1234yf, R-407C, blends of HFCs and HFOs
Central A/C plants	CFC-11, CFC-12, HCFC-123, HCFC-22	HFC-134a, R-410A, R-407C, HFO-1234yf, HC-600a, Ammonia, HC-290
Process Chillers	CFC-12, HCFC-22	HFC-134a, R-404A, R-407F, Ammonia
Ice Candy Machines	CFC-12, HCFC-22	HFC-134a, R-407F, R-290, R-404A
Walk-in Coolers	CFC-12, HCFC-22	HFC-134a R-407F R-404A
Room A/C	HCFC-22	R-410A, HC-290, HFC-32, blends of HFCs and HFOs

Packaged A/C	HCFC-22	R-410A, R407C, HFC-32, HC-290, HC-1270
Shipping	CFC-12, HCFC-22	HFC-134a, R-410A , CO <sub>2</sub>

Alternatives with zero ODP viz. Hydrofluorocarbon - 134a (HFC-134a), R-404A, R-407C, R-410A and R-507A have been used in various applications in many countries especially in non-Article 5 countries. The low- Global Warming Potential (GWP) refrigerants like ammonia, Carbon-dioxide (CO<sub>2</sub>) and hydrocarbons are also used in some applications. Attempts are being made to use Hydrocarbons like HC-290 and HC-1270 in a number of applications, including small capacity Room Air-Conditioners. Recently, low-GWP HFCs, also known as Hydrofluoroolifins (HFOs) are being applied in some applications.

#### Technology Options for Phase-out in Aerosol Sector

Sub-sector	ODS used	Preferred alternatives / substitutes
Perfumes, shaving foams, insecticides, paints, etc.	CFC-11/ CFC-12	Hydrocarbon Aerosol Propellant (HAP), destenched LPG, Di-methyl Ether
Metered Dose Inhalers	CFC-11 CFC-12	Hydrofluoro-alkanes (HFAs)

## Technology Options for Phase-out in Foam Sector

Sub-sector	ODS used	Preferred alternatives / substitutes
Flexible Polyurethane foam (PUF) Slabstock	CFC-11	Methylene Chloride
Flexible Moulded PUF	CFC-11	Water blown technology
Rigid PUF General Insulation	CFC-11 HCFC-141b	Cyclopentane, HFC-245fa, HFC-365mfc, HFO-1234ze, HFO-1233zd(E), Methyl Formate, Methylal, Solstice- LBA, FEA-1100
Thermoware	CFC-11 HCFC-141b	HFC-245fa, HFC-365mfc, Water, Methyl Formate, Solstice-LBA, FEA-1100
Integral Skin PUF	CFC-11 HCFC-141b	HFC-245fa, water, hydrocarbons Solstice-LBA, FEA-1100
Thermoplastic Foams -EPE/EPPN Foams -Phenolic Foams	CFC-11, CFC-12 CFC-11	Hydrocarbons, CO <sub>2</sub>
Phenolic Foams	CFC-11	Hydrocarbons

CFC-11 with ODP of 1.0 as a foam blowing agent was substituted first by a transitional technology based on HCFC-141b with 0.11 ODP. The HCFC-141b is now

being replaced by zero- ODP and low-GWP foam blowing agents like cyclopentane, methyl formate and methylal. HFC based blowing agents like HFC-245fa and HFC-365mfc have also been used in non-Article 5 countries. The proposed next generation of low-GWP foam blowing agents are likely to be HFOs-1234ze, HFO-1233zd(E), methyl formate, methylal, Solstice-LBA, FEA-1100 and Hydrocarbons.

## Technology Options for Phase-out in Fire Extinguishing Sector

Sub-sector	ODS used	Preferred alternatives / substitutes
Fire Extinguishers	Halon-1211, Halon-1301, Halon-2402	Portable type ABC powder, CO <sub>2</sub> Fixed type FM200, HFCs, NAF- SI/SIII

Substitutes like ABC powder and HFC based for halon-1211 used in portable fire extinguishers have also been developed and used. Some global chemical producers have developed hexafluoro propane (HFC-236fa) as an excellent substitute for halon-1211 fulfilling a long felt need. It is now being manufactured commercially.

## Technology Options for Phase-out in Solvent Sector

Sub-sector	ODS used	Preferred alternatives / substitutes
Electronic and precision cleaning	CFC-113 CTC Methyl chloroform	DI Water Aqueous cleaning process Semi-aqueous cleaning process, organic non-halogenated, solvents, perfluorocarbons



Coatings	CFC-113 Methyl chloroform	Aqueous solvents Trichloro ethylene
Manufacture of pesticides and pharmaceuticals	CTC	Ethylene-dichloride Monochloro- benzene
Metal cleaning	CTC	Trichloroethylene
Chlorinated	CTC	Aqueous rubber
Textile cleaning	CTC	Aqueous system, chlorinated solvents

During the last several years, due to intensive Research and Development (R&D) efforts, new solvents have been discovered and used as alternatives to ODSs. First Hydroflouroethers (HFEs) were considered as alternative solvents. Although, satisfactory in many respects, these were very high cost alternatives. Some patented non-ODS products have also been promoted as alternative solvents for electrical cleaning especially for tape head and disk drives (Video 40), flux removal and PCB cleaner (Deflex 160); degreasing agent (Cold kleen 110); adhesive sticker removing, computer disk cleaning (CD-150) etc. Although, these are patented products and their chemical compositions are not available but the trend is good.

# 2 INDIA'S COMMITMENT TO THE MONTREAL PROTOCOL

India became Party to the Vienna Convention for the Protection of the Ozone Layer on 18th March 1991 and the Montreal Protocol on Substances that Deplete the Ozone Layer on 19th June, 1992. The per capita consumption of the controlled substances in Annex A of the Montreal Protocol did not cross 20 g during 1995-97 (baseline), as against 300 g per capita limit for Article 5 Parties under the Protocol. India was self-sufficient in production of chemicals like CFCs, CTC, halons and HCFCs. India was mainly producing and using 9 of the 96 substances controlled under the Montreal Protocol. These are CFC-11, CFC-12, CFC-113, HCFC-22, halon-1211, halon-1301, CTC, Methyl Chloroform and Methyl Bromide.

India played a key role in the establishment of the Multilateral Fund, the financial mechanism established under the Montreal Protocol through its London Amendment in 1990. India also played a pro-active role in the implementation of Montreal Protocol in the country. India had prepared a detailed Country Program (CP) in 1993 to phase-out ODSs in accordance with its National Industrial Development Strategy. The objectives of the CP were to phase-out ODSs by accessing the Protocol's financial mechanism without undue economic

burden to consumers, producers and equipment manufacturers using ODSs. The other objectives of the CP were minimization of economic dislocation as a result of conversion to non-ODS technologies, maximization of indigenous production, preference to one-time replacement, emphasis on decentralized management and minimization of obsolescence. The CP was updated in 2006 taking into account the decisions of the Montreal Protocol and national policies.

The Government of India has entrusted the work relating to ozone layer protection and implementation of the Montreal Protocol on Substances that Deplete the Ozone Layer to the Ministry of Environment, Forest and Climate Change (MoEF&CC). The MoEF&CC has set up the Ozone Cell as a National Ozone Unit (NOU) to render necessary services for effective and timely implementation of the Protocol and its ODS phase-out activities in India.

The MoEF&CC also constituted an Empowered Steering Committee (ESC), which is supported by two Standing Committees, namely the Technology and Finance Standing Committee (TFSC) and the Standing Committee on Monitoring. The ESC is Chaired by the

Secretary of the MoEF&CC. The ESC oversees the implementation of the Montreal Protocol provisions, review of policies and implementation of projects/plans and monitoring.

Although, ODSs, especially CFCs and HCFCs were used in large scale in the developed countries since 1930s, India was slow to adopt these chemicals. The early use of these chemicals in India was in RAC sector and CFCs and HCFCs needed for this sector were imported in the country. The use of CFCs and HCFCs in refrigeration industry can be traced back to 1960s. Other industries using CFCs and HCFCs, such as foam manufacturing industry, aerosol industry etc., were developed only during last 35 to 40 years in the country. With the availability of CFC-11 and CFC-12 from indigenous production, started in 1968, the growth of consumption of CFCs and industry increased very rapidly.

When the CP was prepared, use of ODS as solvents is estimated to account for the maximum consumption, both in MT as well as ODP tonne. RAC and Foam were the next large user sectors, followed by Aerosol sector. The consumption of ODSs in fire extinguishing sector was relatively small in terms of MT.

### Status of ODS Phase-out in India

India has phased out the production and consumption of CFCs, CTC and halons as of 1st January, 2010 (except use of pharmaceutical grade CFCs in manufacturing of Metered Dose Inhalers (MDIs) for Asthma and Chronic Obstructive Pulmonary Diseases (COPD) patients). India has also phased-out production and consumption of Methyl Chloroform and Methyl Bromide. A total of 378 projects have been approved and funded by the Ex-Com of the MLF for Implementation of the Montreal Protocol. A total amount of US 304,209,305 has been approved by the Ex-Com of the MLF to phase-out 47,693 tonne of ODSs.

Structured implementation framework supported by a robust regulatory framework and fiscal measures along with active cooperation of industry have led to India successfully meeting all the ODS phase out targets of the Montreal Protocol including the phase out of production and consumption of CFC, CTC, Halons, Methyl Chloroform as on 1.1.2010 for controlled uses.

### Sector-wise Approved Projects as on 31.8.2021

Sector wise break-up of the funds approved by the Ex-Com of the MLF for ODS phase-out projects in India is given in the table below:

Sector	No. of Projects	Funding (US \$)	Phase out of ODP (in Tonne)
Aerosols Sector (CFC)	38	13,705,006	1,702
Foams Sector (CFC)	163	37,880,185	5,074
Firefighting Sector (Halons)	21	5,176,701	2,719
Institutional Strengthening	12	2,738,166	—
Refrigeration & Air Conditioning Sector (CFC)	87	31,827,256	3,983
Solvents Sector (including CTC production)	41	61,358,042	12,966
Production Sector (CFC and Halons)	15	84,228,000	20,107
HPMP Stage-I Preparation	1	570,000	—
HPMP Stage-I (HCFC-141b and HCFC-22)	1	21,294,490	342
HPMP Stage-II Preparation	1	490,000	—

Demonstration Project in Foam Sector Preparation (HCFC-141b)	1	30,000	—
HPMP Stage-II (HCFC-141b and HCFC-22)	1	44,911,459	769
HPMP Stage-III Preparation	1	450,000	—
<b>Total</b>	<b>383</b>	<b>306,406,887</b>	<b>47,631</b>

## Sector Phase-out Plans

### CFC Production Sector Phase-out Project in India

The Ex-Com of the MLF in its 29th meeting held in November 1999 approved the India's CFC Production Sector gradual phase-out project with a total grant amount of US \$82 million to phase-out production of 22,588 ODP tonne of CFCs. The amount US \$80 million was to be provided as a performance based grant to CFC producers for meeting the CFC production phase-out targets. The remaining US \$2 million was for Technical Assistance (TA) component to establish Project Management Unit (PMU) under the Ozone Cell to develop and implement monitoring, auditing and reporting mechanisms, in addition to conduct awareness and training programs. The World Bank was the lead implementing agency for the project. UNEP has been designated as the implementing agency for TA component. In this project, it was agreed to reduce total CFC production in accordance with the following agreed schedule:

#### Agreed Schedule for Phase-out of CFC Production

Year	CFC Production Quota (MT)	Phase-out Quantity (MT)
1999	22,588	-
2000	20,706	1,882
2001	18,824	1,882
2002	16,941	1,883

2003	15,058	1,883
2004	13,176	1,882
2005	11,294	1,882
2006	7,342	3,952
2007	3,389	3,953
2008	2,259	1,130
2009	1,130	1,129
2010	0	1,130

### Accelerated Phase-out of CFCs

India agreed at the 54th meeting of the Ex-Com of the MLF held from 7th to 11th April, 2008 in Montreal, Canada to accelerate the phase-out of production of CFCs by 1st August, 2008 with an additional grant of US \$3.17 million to the CFC producers. As per the decision, India agreed that it will produce not more than 690 MT of CFCs until 1st August, 2008 primarily for the manufacturing of MDIs. India's CFC producers would sell no more than 825 MT of CFCs for MDI production in the years 2008 and 2009, comprising 690 MT of new production and 135 MT reprocessed from existing stock. In addition, India would not import any more CFCs.

India has completely phased-out the production and consumption of CFCs with effect from 1st August, 2008, 17 months ahead of the agreed phase-out schedule except the use of pharmaceutical grade CFCs in manufacturing of MDIs. The Ex-Com of the MLF has released the total grant of US \$3.17 million, the grant approved for accelerated phase-out of CFCs.

The National Strategy for Transition to Non-CFC MDIs and Plan for Phase-out of CFCs in the Manufacture of Pharmaceutical MDIs has been implemented successfully by United Nations Development Program (UNDP) as lead implementing agency, UNEP and Government of Italy as cooperating agencies in close cooperation with the MDI manufacturing industry under the guidance of Ozone Cell, MoEF&CC.

## Halon Production and Consumption Phase-out in India

The phase-out of consumption of halons in India was initiated as early as 1994. The 13th meeting of the Ex-Com of the MLF approved a demonstration project for evaluation of alternative technologies for halon, fire protection system and technical assistance for sectoral strategy with a funding of US \$ 309,000. It followed with the approval of 14 individual investment projects by the Ex-Com of the MLF from 1995 to 1999 which resulted in phase-out of 1768 ODP tonne of halons. These projects were successfully completed in 2001.

Subsequently, the Ex-Com of the MLF in its 34th meeting held in 2001 at Montreal approved US \$2.6 million for complete phase out of the production and remaining consumption of halons in the country. This project was successfully implemented and achieved the objective of complete phase-out of production and consumption of halons in India, as early as 2003.

The enterprises, producing halons have dismantled their production plants. At present, there is no halon production in India. The phase-out activities of production and consumption of halons in all the enterprises have been successfully completed.

**Fire Extinguishing Industry Structure:** There were two halon production facilities in India at M/s Navin Fluorine International Ltd. (NFIL) and M/s SRF Ltd. M/s SRF was producing halon- 1211 and halon-1301, while M/s NFIL was producing only halon-1211. The total production capacity of halon in the country was 800 MT.

There were about 200 manufacturers of fire extinguishing equipments, of which over 85% were manufacturers of portable fire extinguishers in the country. Halons, which are potent ODSs, were used only in about 5% of the fire extinguishing applications.

**Halon Consumption:** In 1991, the total consumption of halons in India was 750 MT, equivalent to 3,650 ODP tonne. This constituted 7.2% of India's total

ODS consumption and almost 28% of the total consumption in ODP tonne. Imports accounted for 550 MT of the total consumption, while 200 MT was indigenously produced. The growth rate in this sector was forecasted at 15% annually.

**Technology:** As noted earlier, the use of halons in fire-fighting equipments constituted only about 5% of the fire-fighting applications in India. There were no drop-in replacement technologies identified. However, a wide variety of fire extinguishing technologies were identified at the time of preparation of the CP, viz., ABC powder, CO<sub>2</sub>-based systems, foam based systems, inert gases, HFC-based systems, fast response sprinklers, etc. Among the priority actions identified to address the ODS phase- out in this sector were:

- Revision of national fire-extinguisher codes and standards to promote halon alternatives;
- Halon conservation program to limit emissions;
- Establishment of a halon management program, including halon banking.

**Establishment of Halon Banking Facility:** The production of halons has been phased-out globally at the early stage of the Protocol because of high ODP values of halons. Moreover, there is a large quantity of halons banked in fire extinguishing equipments. The MoEF&CC has established National Halon Banking Facility at Centre for Fire, Explosive and Environment Safety (CFEES), Defence Research and Development Organization (DRDO), Ministry of Defence, New Delhi with the financial assistance from the MLF of the Montreal Protocol. This facility has the capability to recover, recycle and store the halons for future use in the existing equipment. It is worth mentioning that all the three Defence forces have also established their own Halon banking facilities to meet the future requirements.

## CFC Phase-out in Foam Manufacturing Sector

The Foam Manufacturing sector was one of the major ODS consuming sectors in India predominantly using CFC-11 as blowing agent. As of June 2002, 158 projects and activities were approved by the



Ex-Com of the MLF to phase-out 4401 ODP tonne of CFCs with a funding of US \$29.36 million. These projects/ activities were successfully implemented and achieved the phase-out of CFCs in this sector.

The Ex-Com of the MLF, at its 37th meeting held in July 2002 approved the foam sector phase-out plan with a total funding of US \$5.42 million to phase-out the remaining 612 ODP tonne of CFC-11 in foam manufacturing sector. UNDP was responsible for implementation of this plan. A total of 122 foam manufacturing enterprises under this sector plan have phased-out 702 MT of CFCs from their processes. The foam sector CFC phase-out plan has been successfully implemented and use of CFCs has been completely eliminated in foam manufacturing sector in the country.

**Industry Structure:** The survey of the Foam Manufacturing sector carried out at the time of preparation of CP in 1993 identified about 235 foam manufacturers in India using CFCs as blowing agents. About 20% of the enterprises were large/ medium size, while the rest were Micro, Small and Medium Enterprises (MSMEs) in the unorganized and informal sector.

The sub-sectors identified were rigid polyurethane foam, flexible polyurethane foam, integral skin polyurethane foams, thermoplastics foams (extruded polyethylene and polystyrene foams) and phenolic foams. An important sub-sector in the Foam sector, namely, the flexible slab-stock foam mostly converted from CFCs to methylene chloride as the blowing agent during 1980s due to economic reasons. The domestic refrigerator manufacturers were large and main users of CFCs in the rigid polyurethane foam sub- sector. Another important sub-sector within the Foam Manufacturing sector, the rigid polyurethane foam used in the production of insulated thermo-ware (flasks, casseroles, water-bottles, lunch-boxes, etc), was considered important due to the large number of MSMEs involved.

There were four major producers of polyol systems, who formed the main upstream source of raw materials for the polyurethane foam manufacturers

and were meeting about half of the total demand. The remaining half of the demand was met through imports.

**ODS Consumption in Foam Sector:** In 1991, the consumption of CFCs in foam manufacturing sector was 1,580 MT, predominantly CFC-11, which amounted to about 31% of India's total CFC consumption in the country. It was estimated that the demand for foam products would grow at 15-20% annually until 2010. The Foam sector was therefore identified as a priority sector in India for initiating phase- out activities.

**Technology:** The following technology options have been identified for phasing out ODSs in the foam manufacturing sector. Some of the technologies, especially the low GWP technologies are still emerging.

#### Technological Options in Foam Sector

Sub-sector	Interim Technology	Long Term Technology
<b>PU RIGID FOAM</b>		
Domestic refrigerators - freezers	HCFC-141b	hydrocarbons, HFC-245fa, HFC-134a, HFOs Solstice-LBA, FEA-1100
Other appliances	HCFC-141b	hydrocarbons, HFC- 245fa, HFC-365mfc/ HFC-227ea blends, HFC-134a, methyl formate, CO <sub>2</sub> (water), HFOs
Transport & reefers	HCFC-141b	hydrocarbons, HFOs HFC-245fa, HFC-365mfc/ HFC-227ea blends, HFC-134a
Continuous Panels	HCFC-141b	hydrocarbons, HFC-245fa, HFC-365mfc/ HFC-227ea blends

Discontinuous panels	HCFC-141b	HFC- 245fa, HFC-365mfc/ HFC-227ea blends, HFC-134a, hydrocarbons, CO <sub>2</sub> (water), formic acid, methyl formate
Spray	HCFC-141b	HFC-245fa, HFC-365mfc/ HFC-227ea, Supercritical CO <sub>2</sub> , CO <sub>2</sub> (water), HFOs
Pipe-in-pipe	HCFC-141b	hydrocarbons, HFC- 245fa, HFC-365mfc/ HFC-227ea blends, CO <sub>2</sub> (water), methyl formate
<b>EXTRUDED POLYSTYRENE</b>		
XPS Sheet	HCFC-142b, HCFC-22	Hydrocarbons (butane, isobutane, pentane, isopentane), HFCs (HFC-134a, HFC-152a) & hydrocarbon / CO <sub>2</sub> (LCD) blends
XPS Board	HCFC-142b, HCFC-22	HFCs + blends, CO <sub>2</sub> (or CO <sub>2</sub> /alcohol), hydrocarbons
<b>PU FLEXIBLE FOAM</b>		
Integral Skin	HCFC-141b, blends of HCFC-142b and HCFC-22	CO <sub>2</sub> (water), HFC-134a, HFC- 245fa, HFC-365mfc/ HFC-227ea blends, n-pentane, methyl formate
Shoe Soles	HCFC-141b, HCFC-142b	CO <sub>2</sub> (water), HFC-134a
Flex moulded	HCFC-141b, HCFC-142b	CO <sub>2</sub> (water), methyl formate
Flexible Slab Stock	HCFC-141b, HCFC-142b	CO <sub>2</sub> (water), methylene chloride

It was considered strategically important to support the conversion of manufacturing facilities of the polyol systems house(s) on a priority basis, to enable them to customize non-CFC formulations, thus facilitating CFC phase-out in the downstream foam manufacturers more economically. It was also recognized that there were large number of MSMEs operating in this sector, which could not be identified at the time of preparation of the CP. However, these were addressed subsequently.

The HCFCs like HCFC-141b, HCFC-142b and HCFC-22 are commonly used as interim substitutes to phase-out CFCs in foam manufacturing sector. The accelerated phase-out of HCFCs, as agreed at the 19th MOP held in September, 2007, would require conversion of foam manufacturing facilities from HCFCs to non-ODS technologies viz. hydrocarbons, HFOs, Methyl Formate, Methylal etc. Phase-out of HCFC-141 b as a foam blowing agent has been inter alia proposed to be taken up under the HCFC Phase out Management Plan (HPMP) Stage II.

### CFC Phase-out in RAC Sector

The phase-out of CFCs in RAC sector in India was initiated as early as 1993. As of July, 2002, a total of 47 investment and technical assistance projects were approved with a total funding of US \$22.3 million leading to a total phase-out of 1821 ODP tonne of CFCs. Subsequently, the Ex-Com of the MLF in its 38th meeting held in November 2002 approved a multi-year performance based sector phase-out plan covering the refrigeration (manufacturing) sector with a total funding of US \$3.6 million to phase-out the remaining CFC consumption of about 535 ODP tonne. UNDP was responsible for implementation of the commercial refrigeration component and United Nations Industrial Development Organization (UNIDO) was responsible for implementation of the transport refrigeration sub-sector under this sector-plan. A total of 157 enterprises for commercial refrigeration (manufacturing) sector and 39 enterprises in transport refrigeration (manufacturing) sector were identified during the implementation

of the plan. The sector phase-out plan has been successfully implemented and phased out the use of CFCs completely in refrigeration (manufacturing) sector in the country.

**RAC Industry Structure:** The RAC sector in India has a long history from the early years of last century. Major investments in establishing manufacturing capacities started in 1950s. On the upstream side, there were only two compressor manufacturers exclusively for hermetic compressors. In addition, there were some appliance manufacturers, which also had the dedicated facilities for manufacturing of hermetic compressors. However, there were several manufacturers of open-type compressors. Many other components of refrigeration systems were also manufactured in the country.

**ODS Consumption in RAC Sector:** In 1991, the total ODS consumption in the RAC sector in India was 1,990 MT. This constituted about 39% of India's total consumption of CFCs. About two-third of this consumption was estimated to be used in servicing of existing equipment. The growth rate in this sector was forecasted at 10-20% annually until 2010. The RAC sector was, therefore, identified as another priority sector in India for initiating phase-out activities.

### **National CFC Consumption Phase-out Plan (NCCoPP)**

The Ex-Com of the MLF at its 42nd meeting held in April, 2004 approved the NCCoPP for the RAC servicing sector at a total funding level of US \$6.388 million to phase-out 1502 ODP tonne of CFCs. The Government of Germany (bilateral implementing agency) was responsible for implementation of this project as the lead Implementing Agency along with UNDP, UNEP, UNIDO and Government of Switzerland as cooperating implementing agencies. The Government of Switzerland was responsible for training activities and UNDP was responsible for equipment support. UNEP was responsible for creation of awareness activities. Besides, UNEP was

organizing customs and policy training activities in collaboration with National Academy for Customs, Indirect Tax and Narcotics (NACIN). UNIDO jointly with UNDP was responsible for implementation of CFC phase-out activities in transport refrigeration.

The project's main focus was on training of refrigeration servicing technicians who were involved in servicing of RAC equipments based on CFCs and non-ODS alternatives. It also covered training for Mobile Air-Conditioning (MAC), RAC equipments using Open Type Compressor (OTC) and specifically targeted the Railways as a key institutional user of CFC refrigerants. The project adopted a multi-pronged approach to achieve its targets. In addition to training, equipment support, awareness creation among the stakeholders and capacity building of customs officers on illegal ODS trade were included.

Information dissemination and creating awareness regarding CFC phase-out in India is of utmost importance to ensure the project's success. Various methods were employed to create awareness viz. video film, posters, newsletter, flyers, dealer workshops, equipment support workshops, articles in newspapers and a dedicated website.

NCCoPP was funded by the MLF for implementation of the Montreal Protocol. NCCoPP took over from the Indo-Swiss-German Project "Ecological Refrigeration (ECOFRIG)" and Indo-Swiss Project "Human and Institutional Development in Ecological Refrigeration (HIDECOR)". ECOFRIG began within the framework of Indo-Swiss-German Cooperation in 1992 with an objective to evaluate the hydrocarbon technology in RAC appliances for replacing CFCs. ECOFRIG project and the HIDECOR established a training setup including well-developed excellent training modules and a pool of trained trainers throughout the country. The HIDECOR activities, initiated in 1998, were geographically restricted to selected states and the target group was limited to Micro, Small and Medium size Servicing Enterprises in the RAC sector. NCCoPP established training infrastructure including training cells in 15 states of India. It aimed to encourage

good servicing practices among all RAC servicing enterprises, with a special focus on those firms which were consuming more than 50 kg of CFCs per annum. A total of 955 recovery, recycling units were provided to the enterprises in four stages. Equipment support to 120 Industrial Training Institutes (ITI) was also provided.

Awareness generation workshops were conducted for servicing enterprises, so that most of the enterprises across the country could participate in the project and get the advantage of assistance provided under the Montreal Protocol to phase-out CFCs in servicing sector.

As stated earlier, the focus of activities of NCCoPP was training of RAC servicing technicians. During training, the participants/ technicians were taught how to handle the alternative refrigerants, good servicing practices and emphasis was laid on recovery, recycle, reclamation and reuse of CFCs. Therefore, the training programs have helped in creating a demand for recovered and reclaimed refrigerants. Over 20,000 technicians were trained under NCCoPP and its forerunner projects, ECOFRIG and HIDECOR. The requirement of CFCs was substantially decreased because of training on good service practices. The remaining requirement for servicing was addressed through reclamation and reuse of CFCs. A number of reclamation centres have been established at various locations in the country, viz. Bangalore, Chandigarh, Hyderabad, Ahmedabad, Jaipur, Kolkata, and Lucknow. The reclamation units have also been provided to Indian Railways and Defence forces.

The NCCoPP has been successfully implemented as per the schedule and achieved its objective of complete phase-out of CFCs.

### **Strategy for Solvent Sector to Phase-out ODS in MSMEs in India**

The Ex-Com of the MLF in its 35th meeting held in December, 2001 approved a project to prepare "Overall Strategy for the Solvent Sector to support the phase

out of ODS in MSMEs in India" at a total cost of US \$169,500 implemented by UNEP in consultation with the World Bank and UNIDO. This project was to assist India in developing an overall strategy for the solvent sector which would cover both non-investment and investment activities to support the phase-out of ODS in the solvent sector in India and assist India in meeting its 2005, 2007 and 2010 commitments for the solvent sector. The aim of the project, at the operational level, was to develop approaches for assisting MSMEs which use solvents in India through training, Solvent Alternative Technology Service (SATS), information dissemination and investment and non-investment activities.

The project was completed successfully by UNEP and submitted the report to the Ozone Cell and the World Bank. The outcomes of the strategy document were incorporated in the preparation of the National CTC Phase-out Plan prepared by the World Bank.

### **National CTC Phase out Plan**

The Ex-Com of the MLF at its 40th meeting held in July, 2003 approved the National CTC Phase out Plan at a total funding level of US \$52 million to phase-out 11553 ODP tonne of CTC production and 11505 ODP tonne of CTC consumption. This included US \$10 million under the bilateral assistance program with the Governments of Germany, France and Japan contributing US \$2 million, US \$3 million and US \$5 million respectively.

Out of the total amount, US \$28.5 million was allocated for CTC production phase-out, US \$21.5 million for CTC consumption phase-out and US \$2 million were allocated for TA component. The World Bank is the lead implementing agency, the Governments of Germany, France and Japan (bilateral agencies) and UNIDO were cooperating agencies for implementation of the National CTC consumption phase-out activities. Besides, UNDP, on behalf of Government of Japan, is responsible for executing conversion activities from CTC to non-ODS technologies in large and medium enterprises in metal cleaning sub-sectors.

**Production Sector:** The CTC producing enterprises, M/s. SRF Ltd., New Delhi, M/s. Chemplast Sanmar Ltd., Chennai, M/s. Gujarat Alkalies and Chemicals Ltd., Vadodara signed the performance agreement and submitted an Indemnity bond for meeting the production phase-out targets. M/s. Shriram Rayons Ltd., Rajasthan and M/s. NRC Ltd., Mumbai have already closed down their production facilities. The production of CTC in the country has successfully been phased out as of 1st January, 2010 except co-production of CTC during the production of chloromethane and the co-produced CTC is being used only for feedstock applications.

**Consumption Sector:** CTC was used as feedstock primarily in the production of CFCs and DV Acid chloride. CTC was also used in India as a process agent and a solvent. For process agents, CTC was used in sectors such as chlorinated rubber, chlorinated paraffin, pharmaceutical, and agro-industries. CTC was used as a solvent in the textile, garment industries, metal cleaning etc.

In 2006, a total of 103 CTC projects, covering both process agent and solvent applications were identified and the phase-out of CTC in these applications was taken up by the implementing agencies. The CTC consumption phase-out projects have been successfully implemented and resulted in phase out of 2,080 ODP tonne of CTC. The consumption of CTC had been phased out completely in the country since 1st January 2010 for controlled uses as per the Montreal Protocol schedule.

Technical Assistance was provided to replace CTC used in stain removal work for small garment manufacturers and metal cleaning. The fast reduction in the supply of CTC had increased the CTC price significantly in the country and that motivated the MSMEs to move away from CTC. GIZ carried out extensive work in testing of alternatives that meet health, safety and environmental standards. A countrywide survey was carried out to identify MSMEs using CTC in the metal cleaning sub-sector. The survey identified 51 eligible MSMEs which were using CTC in metal cleaning. These enterprises were provided funding towards incremental capital and operating

costs for phasing out of CTC in metal cleaning sector. The achievement of CTC phase-out in two widely dispersed industry sectors, namely, the garment manufacturing and metal cleaning has also been realized through awareness programmes and policy measures, especially those which influenced the availability and pricing of CTC and its alternatives.

The production and consumption of CTC have been completely phased-out for controlled uses as of 1st January, 2010.

Since 2011, the Ozone Cell, MoEF&CC carried out technical assistance activities, including awareness for sustaining the phase-out of CTC in different applications, except in feedstock use.

As part of the remaining activities under the Technical Assistance component of the project the following activities were carried out:

- a) 12 stakeholder consultative workshops were organized across the country with the objective to create awareness to all the concerned stakeholders on all issues relating to ODS, including sustainability of ODS phase out, particularly CTC, issues related to reporting mechanisms, including for CTC, which continues to be produced, primarily from DV acid chloride production, to be used for feed stock applications.
- b) A study on CTC usage in India for feedstock applications was carried out to assess the co-production of CTC during production of Chloromethane and document the use of CTC in various feed stock applications.

### CFC phase-out in Aerosol Sector

Aerosols are widely used in several applications involving propellants, including perfumes, shaving foams, insecticides, pharmaceuticals, paints and inhalers. CFC-11 and CFC-12 were commonly used as propellants in this sector. By the end of 2002, a total of 26 investment and technical assistance projects were completed with a total funding of US \$6.5 million, leading to a total phase-out of 637 ODP



tonne of CFCs in Industrial Aerosol Sector. The Ex-Com of the MLF in its 38th meeting held in November, 2002 approved a terminal umbrella project in this sector with a funding of US \$0.58 million to phase-out remaining CFC consumption of about 52 ODP tonne in this sector. The consumption of CFCs in aerosol sector had been completely phased-out as early as December, 2003.

**Industry Structure:** The total production of aerosol containers in 1991 was estimated to be 45 million, of which over 90% used CFCs as propellants. About 200 aerosol manufacturers were identified, concentrating mainly in the western and northern parts of India. All enterprises were in the private-sector. A significant majority of these enterprises (about 70%) were MSMEs, many of which were in the informal sector, principally, manufacturing personal care products such as perfume and deodorant sprays.

**ODS Consumption in Aerosol Sector:** In 1991, the Aerosol sector consumed 1,100 MT of CFCs (about 40% CFC-11 and 60% CFC-12), which amounted to about 22% of India's total CFC consumption at that time. It was estimated that the demand for aerosol products would grow at 20% annually until 2000, 18% annually until 2005 and 15% annually until 2010. These estimates were based on considerations such as emerging customer base for personal care products, entry of multinational corporations in India leading to expansion of the manufacturing base in this sector, reduction in taxes on cosmetic aerosols, etc.

**Technology:** Hydrocarbon based aerosol propellants were identified in most of the aerosol sub-sectors as the preferred substitute technology for phasing out CFCs, specifically, butane, destenched Liquefied Petroleum Gas (LPG), etc.

The MSMEs predominantly used locally developed manual propellant filling machines, which were suitable for CFC propellants, but considered unsafe and unsuitable for hydrocarbon-based substitute propellants. Moreover, many of the MSMEs had

manufacturing facilities in locations which could be considered unsafe for handling hydrocarbon-based propellants. Thus, safety measures for handling hydrocarbons including safety training and audits were identified as important inputs, in addition to investments needed for conversions.

The consumption of CFCs in Aerosol Sector has already been completely phased out as early as December, 2003 except use of pharmaceutical grade CFCs in manufacturing of medical aerosols, MDIs for Asthma and COPD patients.

### **National Strategy for Transition to non-CFC MDIs and Plan for Phase-out of CFCs in Manufacturing of Pharmaceutical MDIs**

The National Strategy for Transition to Non-CFC MDIs and Plan for Phase-out of CFCs in manufacturing of Pharmaceutical MDIs was approved by the Ex-Com of the MLF in its 56th meeting held in November, 2008 with a total funding of US \$10.2 million to phase-out 704.03 ODP tonne of CFCs. This project articulated India's national strategy for transition to non-CFC MDIs gradually without affecting the Asthma and COPD patients and the elimination of CFC consumption in manufacturing of MDIs in India.

The National Strategy for phase-out of CFCs in MDIs had been implemented successfully by UNDP as lead implementing agency in association with Government of Italy (bilateral agency) and UNEP, in close cooperation with the MDI manufacturers under the guidance of Ozone Cell, MoEF&CC.

National Awareness Workshops were organized for the stakeholders, especially the MDI manufacturers and physicians treating the asthma and COPD patients. A workshop on "Phase-out of CFCs in MDIs Transition Strategy Implementation and Adoption of CFC free Alternatives in India" was held on 5th October, 2009 at the All India Institute of Medical Sciences (AIIMS), New Delhi in collaboration with Ministry of Health and Family Welfare (MoHFW) and UNEP. Another National Consultative Workshop on Policy and Regulations was organized on 20th May,

2010 at Central Drugs Standard Control Organization, MoHFW, New Delhi. A regional awareness workshop on phase-out of CFCs in manufacturing of MDIs was organised on 1st October, 2010 at Pune. These workshops were well attended by the stakeholders including medical representatives. The medical representatives are the key stakeholders to create awareness among the physicians across the country. During the workshops the MDI manufacturers shared that a number of CFC free MDIs have been developed and placed in the market.

The pharmaceutical grade CFCs were needed during transition phase in 2010 and beyond by the MDI manufacturing industry. The same were obtained through the Essential Use Nomination (EUN) process of the Montreal Protocol for 2010. India submitted the EUN for 2010 for 350.6 MT of pharmaceutical grade CFCs and the 21st MOP held in November, 2009 approved 343.6 MT of CFCs for India for 2010. India had also submitted the EUN for the year 2011 for 192.3 MT, but the same was withdrawn in consultation with MDI manufacturers as the progress made by MDI manufacturers was commendable and the MDI manufacturers decided not to seek any CFCs for manufacturing of MDIs for 2011 and beyond. The MDI manufacturers have converted all the CFC based MDI formulations to CFC-free and placed in the market. Currently, all the formulations of MDIs available in the market are CFC-free since 2011.

The 22nd MOP held in November, 2010 congratulated India for its outstanding achievement in early phase-out of the use of pharmaceutical grade CFCs in manufacturing of MDIs.

UNDP, as lead implementing agency, carried out an independent verification through a MDI International Expert in November, 2012 for all the 4 MDI manufacturing facilities to verify the phase-out of use of CFCs in manufacturing of MDIs. The verification confirmed that conversion from CFC based MDIs to CFC-free MDIs has already been achieved in India.

A verification-cum-review of progress made by each of the manufacturers was undertaken by the MLF through an independent expert along with UNDP to ascertain the implementation of CFC phase-out in the manufacturing of MDIs in February, 2014. It was reported that CFCs have been phased-out in manufacturing of MDIs in the country.

UNEP under the guidance of Ozone Cell, MoEF&CC organized two awareness workshops, one at Sri Ramaswamy Memorial (SRM) University, Chennai on 19th August, 2014 and another at Sanjay Gandhi Postgraduate Institute of Medical Sciences (SGPGI), Lucknow on 25th August, 2014 with the objective to create awareness for sustaining the phase-out of pharmaceutical grade CFCs in a critical medical use. Both these workshops were well attended by the physicians and pharmaceutical representatives who are the key stakeholders for promoting CFC-free MDIs among the asthma and COPD patients.

Recognizing the efforts and the pro-active role played by the MDI manufacturers in the phase out of CFCs in the manufacturing of MDIs, all the 4 MDI manufacturers were presented a plaque during the awareness workshop on 19th August 2014.

## Accelerated Phase-out of HCFCs

The control schedule of the Montreal Protocol for Article 5 Parties for phase-out of HCFCs prior to the 19th MOP was as follows:

### Consumption

- Base level: 2015
- Freeze: January 1, 2016
- 100% reduction: January 1, 2040

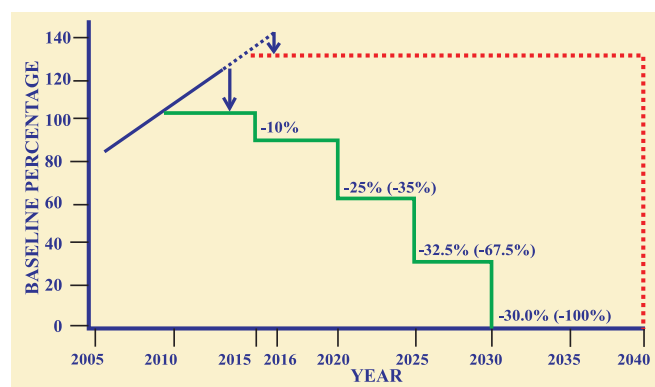
### Production

- Base level: Average of production and consumption in 2015
- Freeze: January 1, 2016, at the base level for production
- 100% reduction: January 1, 2040.

The 19th MOP held in September, 2007 took a decision to accelerate the phase-out of production and consumption of HCFCs for developed and developing countries. The new phase-out schedule for Article 5 Parties (developing countries) as per the decision of the 19th MOP is as follows:

- Base level: average of 2009 and 2010.
- Freeze: January 1, 2013
- 10% reduction: January 1, 2015
- 35% reduction: January 1, 2020
- 67.5% reduction: January 1, 2025
- 100% reduction: January 1, 2030 with a service tail of 2.5% annual average during the period 2030-2040.

The accelerated phase-out schedule of HCFCs for Article 5 parties is also depicted below:-



*Allowing for servicing an annual average of 2.5% during the period 2030-2040*

The implementation of the accelerated phase out schedule for HCFCs was a challenging task, especially the Stage-I targets, the 2013 freeze and 10% reduction in 2015, in emerging economies like India where there was growth in the use of these chemicals. These chemicals are widely used in various applications including RAC manufacturing, foam manufacturing, RAC servicing and other sectors. There was a lack of availability of technically proven, economically viable and environment friendly technologies. The annual consumption growth of these chemicals has

been in the range of 10% to 15%. In actual sense, this amounted to phase-out of 30% to 40% by 2015, which was quite significant reduction in a very short time frame. This necessitated a long term vision and planning to successfully meet the obligations of the accelerated phase- out schedule of HCFCs.

Based on the decision of the 19th MOP, the Ex- Com of the MLF in its 54th meeting held in April 2008 vide its decision 54/39 approved the guidelines for preparation of HPMP Stage- I in Article 5 Parties. The 60th Ex-Com held in April 2010 finalized the guidelines for phase-out of HCFCs, except for the production sector which is still under consideration by the Ex-Com of the MLF.

## India's HPMP

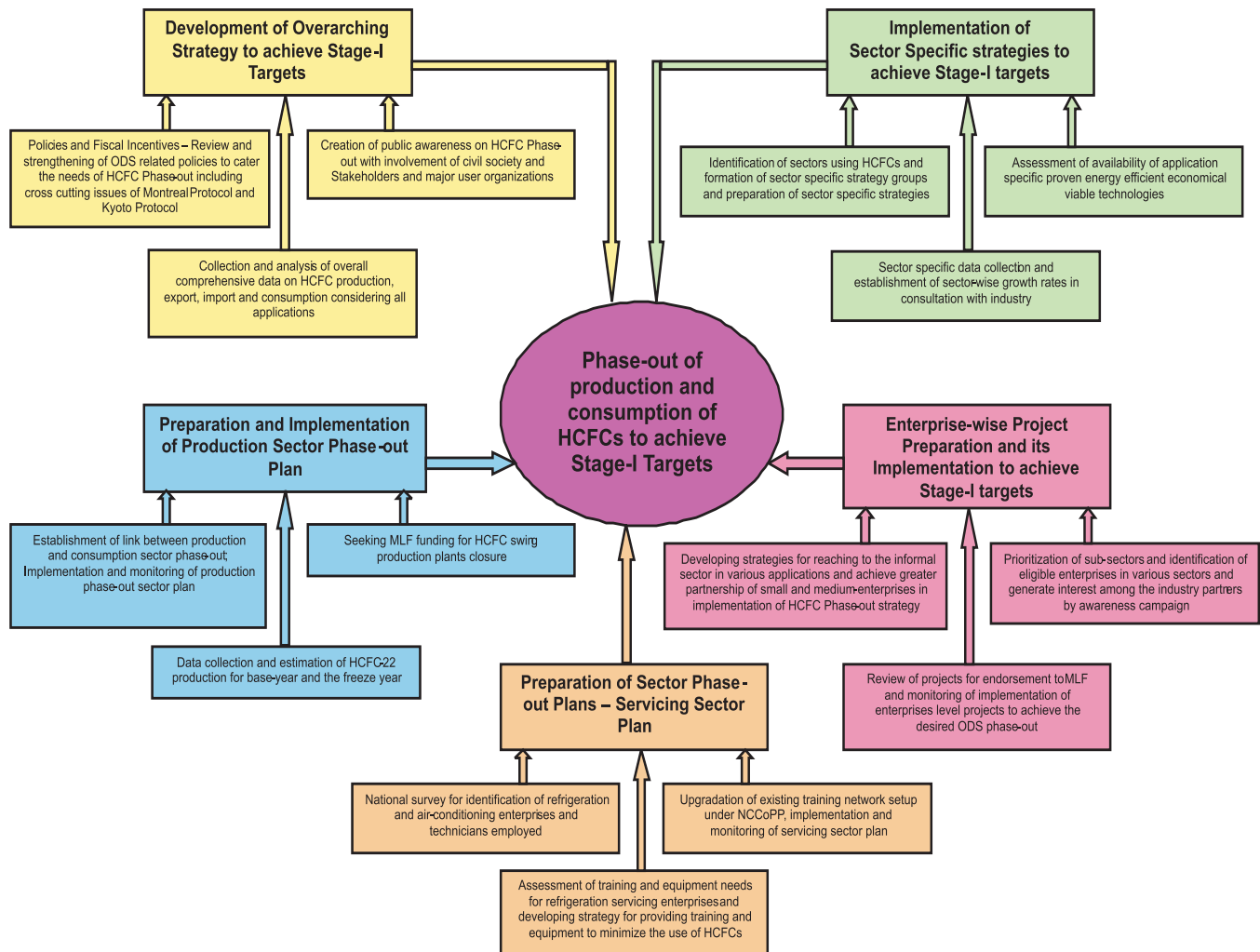
Considering the future activities relating to phase-out of HCFC production and consumption in India to meet the compliance target as per the accelerated phase-out schedule, the UNDP was designated as the Lead Implementing Agency for HCFC phase-out in consumption sector and the UNEP, The World Bank and bilateral agencies comprising of Government of Germany and France etc., as cooperating implementing agencies.

## HPMP Stage-I

The 56th meeting of the Ex-Com of the MLF held in November 2008 approved the preparation of HPMP Stage-I for India. Soon thereafter, detailed stakeholder consultative meetings including sectoral working group meetings for the foam manufacturing, RAC manufacturing and RAC servicing sectors were held. Based on the outcome of these meetings, a **"Roadmap for phase-out of HCFCs in India"** describing the long-term vision and action plan including the policy instruments for phasing out of production and consumption of HCFCs in India was developed and launched in October 2009.

The Indian Polyurethane Association (IPUA) which represents key manufacturers and suppliers in polyurethane industry for furthering the interest of the

# ROADMAP FOR PHASE-OUT OF HCFCs IN INDIA AT A GLANCE



polyurethane industry in India and the Refrigeration and Air-conditioning Manufacturing Association (RAMA), which represents key manufacturers and suppliers in RAC industry for furthering the interest of the RAC industry in India, were entrusted with the responsibility of preparation of sectoral strategies in the foam and RAC manufacturing sectors, in close cooperation with the UNDP and Ozone Cell, MoEF&CC. Both IPUA and RAMA conducted surveys involving market research consulting agencies and collected data, based on questionnaire developed for the purpose.

The sectoral strategies for phase out of HCFCs in foam and RAC manufacturing sectors were developed

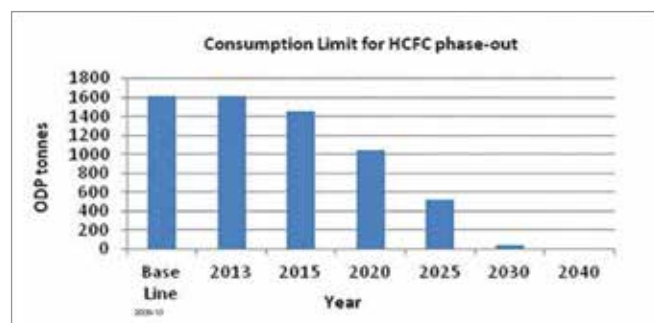
after analysis of the data and taking into account the phase-out targets to be achieved for HCFCs as per the accelerated phase out schedule of the Montreal Protocol, the policy guidelines of the Ex-Com of the MLF and the present and likely future industry structure in the respective sectors. India prioritized phase-out of HCFC141b (having high Ozone Depleting Potential (ODP) in foam manufacturing sector in the large HCFC consuming enterprises. The RAC Servicing strategy was prepared by GIZ, Govt. of Germany as implementing agency. All the sectoral strategies were developed in close cooperation with the Ozone Cell, MoEF&CC and the Implementing agencies.



The consumption phase out limits for India are as follows:

### HCFC Phase-out Limits for India

Montreal Protocol Maximum Allowable Consumption of Levels of Annex C Group 1 Substances	Consumption Limit (ODP tons)
Baseline (2009-2010 average)	1608.20
2013- Freeze on baseline levels	1608.20
2015- 90% of the baseline	1447.38
2020- 65% of the baseline	1045.33
2025- 32.5% of the baseline	522.67
2030- 2.5% of the baseline	40.21
2040- No consumption	0



A two-day stakeholder workshop was organized in October, 2011 for finalization of sectoral strategies and overarching HPMP Stage-I. Based on the inputs received during the workshop and keeping in view the phase out targets to be achieved as per the accelerated phase out schedule for HCFCs, the domestic and international requirements for accelerated phase-out and the Ex-Com prioritization policy of substances to be phased-out based on Ozone Depleting Potential (ODP), availability of alternative technologies and the capability of the industry to adapt to these alternative technologies, India prioritized phase out of HCFC 141b in the foam manufacturing sector in large manufacturing enterprises, who could effectively handle cyclopentane as a blowing agent, the available low GWP alternative having negligible ODP.

The HPMP Stage-I was finalized to address phase out of HCFC 141 b in 15 large enterprises in the domestic refrigeration, continuous sandwich panel and discontinuous sandwich panel subsectors. Also, technical and financial assistance was secured for 15 systems houses for developing HCFC free polyol formulations, which would assist the Micro Small and Medium Enterprises (MSMEs) to cost-effectively phase- out HCFCs as this was critical for phase-out of HCFCs in the foam sector during HPMP Stage-II. In addition, in the RAC servicing sector activities comprising technicians training, institutional strengthening for effective use of HCFC based equipment and awareness and enforcement training as part of the enabling component, were also included.

The HPMP Stage-I was approved by the Ex-Com of the MLF in its 66th Meeting held in April, 2012 to reduce 341.77 ODP tonne of HCFC from the starting point of 1691.25 ODP tonne with a total funding of US \$ 23,011,537 including implementing agency support costs.

Since the approval of the HPMP Stage-I, several activities have been undertaken by the Ozone Cell, MoEF&CC in close cooperation with the implementing agencies and stakeholders. A Stakeholders Workshop was organized in February, 2013 during which the HPMP Stage- I was launched and implementation of activities was initiated towards achieving the compliance targets for the HPMP Stage-I in accordance with the agreement signed between the Ex-Com of the MLF and the Government of India.

### Phase-out activities in the Foam manufacturing sector

Conversion projects from HCFC 141b to non-ODS blowing agents have been successfully implemented in 8 domestic refrigeration, 2 continuous sandwich panel and 5 discontinuous sandwich panel subsectors. All the 15 enterprises have stopped using HCFC-141b as a blowing agent in the foam manufacturing sector from 1.1.2015. The phase-

out as well as project implementation has also been independently monitored and verified through a third-party consultant appointed by the UNDP.

Systems Houses assisted under the project have developed formulations based on HCFC free alternatives that can be adopted by the user enterprises. The use of non-ODS pre-blended polyols and its penetration is determined by commercial factors. The System Houses have used Ecomate, Methylal and cyclopentane as blowing agents for developing pre-blended polyols.

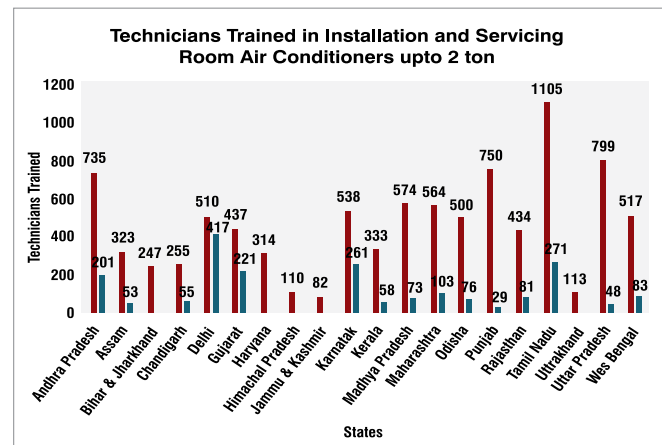
### Phase-out activities in the RAC servicing sector

GIZ Proklima and UNEP are cooperating agencies for implementation of activities under the servicing sector, which includes technicians training and awareness generation under the HPMP. GIZ Proklima has been entrusted with the responsibility to coordinate with UNEP for the enabling component.

### Implementation of technicians training programs

The training programs for the RAC technicians in room air conditioners up to 2 ton were conducted in the country, through two training modules, one module was for installers and the other module for service technicians. Both the training modules included theory classes and practical sessions. The trainings were conducted in urban and semi urban cities / towns in the country. The trainings were organized through the network of Training Partners and the team of trainers in the country. The trainers were trained through three Training of Trainers programs by leading international faculty/ consultants, wherein, 50 trainers were trained. Training materials comprising presentations, handbook, to be used as a reference material, posters and stickers were developed for the technicians and the trainers. The handbook was prepared in English and Hindi. The performance of the trainers and the quality of the training programs were monitored by external consultants. About 10% of the training programs were monitored. Each Training Partner was supported by set of equipment and tools required for conducting the practical /

hands on training during the training programs. Under HPMP I, a total of 11,276 technicians through 408 training programs were trained. Under the module for servicing - a total 9,240 technicians were trained through 332 training programs and under the module for installers - a total 2,036 technicians were trained through 76 training programs.



### Strengthening of training for institutional users

Institutional users like Defence sector and Indian Railways have a substantial inventory of all their HCFC based equipment / appliances. Both defence sector and Indian Railways undertake phase-out measures as part of their institutional policy. Training programs were organized for technicians of both these users. One training program for the Defence sector and three training programs for the Indian Railways have been organized. The Government Industry Training Institutes (ITIs) trains students in the trade of RAC. The syllabus was updated to include the HCFC based systems.

### Reclamation Centres

Promotion of recovery and reclamation in the private sector on a pilot basis was initiated. This would facilitate assessment of loop holes and support required by the reclamation centres. Two regional workshops were organized. Observations and findings from these meetings and regional workshops were shared with the Core Group constituted for monitoring the implementation of the Montreal Protocol activities in the country.

## Enabling Component (awareness and communication, enforcement training, capacity building and trade controls)

The UNEP has been implementing activities under the enabling component for the servicing sector, building sector interventions, enforcement training, trade controls, policy and regulation and awareness generation. The following are the main activities that have been implemented:

Creating awareness among the RAC sector stakeholders by organizing workshops for RAC spare parts dealers, refrigerant suppliers, Heating, Ventilation and Air-Conditioning (HVAC) contractors, RAC associations viz. RAMA, Indian Society of Heating, Air-conditioning & Refrigeration Engineers (ISHARE), Academia, Customs, Environmental Non-Governmental Organizations (NGOs), Government officials, including railway service sector technicians. The workshops covered topics relating to Good Servicing Practices, recovery, recycling and reclamation of refrigerants, alternative technologies and refrigerants, phase-out of HCFC, impact of ODS on the environment. The workshops highlighted on the upcoming challenges with respect to technology and emerging alternative refrigerants like Hydrocarbons and Hydrofluorocarbons (HFCs) and HFC blends, tools and equipment for good servicing and their demand by service technicians, strengthening adequate knowledge on issues of flammability, toxicity coupled with impact on best operating practices of alternative refrigerants, preventing leakage of refrigerants during transfer from larger to smaller cylinders.

Refrigerant identifiers worth US\$140,000 were procured and supplied to the Customs. Refrigeration and Air-conditioning Service Sector Society (RASSS) was established and registered as a society under the Societies Registration Act (XXI of 1860) and as amended by Punjab Amendment Act, 1957. Presently RASSS has about 1500 members in 6 chapters across the country.

Flyers, Posters and Stickers were designed, printed and distributed during the technicians training programs to get them acquainted with the Good Servicing Practices, which have been explained through easy to understand caricatures.

To disseminate information about the project, its activities and other relevant information a website has been developed ([www.rasss.org](http://www.rasss.org)).

Preparation of videos on Good Servicing Practices, newsletter to keep the technicians and concerned stakeholders up to date on upcoming alternative refrigerants, development of amendments for non-HCFC building codes and template for amending curriculum of architectural colleges to include ODS issues were also undertaken.

The enforcement capacity building with respect to mainstreaming HCFC issues/subjects in the general training curricula of National Academy of Customs Indirect Taxes and Narcotics (NACIN) was also undertaken.

## Impacts of HPMP Stage-I

India successfully met the 2013 target of freeze of HCFC production and consumption and 10 % phase-out targets of HCFCs in 2015, as per the accelerated phase out schedule of the Montreal Protocol.

Through the HPMP Stage-I, a total of 341.77 ODP tonne of HCFCs have been phased out, of which 310.53 ODP tonne is of HCFC 141b in the foam manufacturing sector and 31.24 ODP tonne is for HCFC-22 in the RAC servicing sector, in accordance with the agreement between the Government of India and the Ex-Com of the MLF. The net direct emission reductions are thus 3,071,260.5 CO<sub>2</sub> eq.tonne.

The Project Completion Report (PCR) for HPMP Stage-I was submitted to the 82nd meeting of the Ex-Com of the MLF held during December 2018. The financial report for HPMP Stage I was submitted to the 83rd meeting of the Ex-Com of the MLF held in May 2019. The submissions were made by UNDP as lead implementing agency of HPMP Stage I on behalf of India.

## HPMP Stage-II

The Ex-Com of the MLF in its 72nd meeting held in May, 2014 has approved US \$ 490,000 for the preparation of HPMP Stage-II for India with UNDP as the lead implementing agency in association with UNEP and GIZ, Government of Germany as cooperating agencies. The HPMP Stage-II would address phase-out of HCFCs in various sub-sectors of foam manufacturing, RAC manufacturing and RAC servicing sector. The HPMP Stage-II would also include strategy for awareness among the stakeholders and training of enforcement officers across the country.

The Ex-Com of the MLF during its 74th meeting held in May, 2015 approved the policy guidelines for HPMP Stage-II in the consumption sector.

In order ensure proactive involvement and ownership of HCFC phase-out by the industry, industry associations, namely, RAMA and IPUA, were involved in the HPMP Stage-II preparation process. Under the overall supervision and guidance of the, MoEF&CC, IPUA and RAMA were responsible for providing sector inputs for achieving HPMP Stage-II targets. They also had the responsibility for carrying out survey of the Foam and RAC sectors respectively and for information out-reach at the sector-level. The Implementing and bilateral agencies provided technical inputs, guidance for HPMP preparation process and inputs for HCFC phase-out.

To adequately inform the stakeholders of the challenges and opportunities in complying with the phase-out schedule for HCFCs, 3 workshops each in foam and RAC sectors were held in Delhi, Mumbai and Chennai during October 2015 by the IPUA and RAMA for their respective sectors. The workshops were well-attended and served as a platform for both information outreach and exchange with participants on data collection process and the prevailing policy guidelines for HPMP. Inputs were provided by technical experts on industry trends and status of alternatives for various applications.

Appropriate questionnaires and formats for reporting information and data were developed in cooperation with the implementing agencies. IPUA and RAMA were engaged for collecting data at sectoral/sub-sectoral level and for developing sector-level strategies and recommendations, for achieving reductions in HCFC consumption. IPUA and RAMA engaged professional survey agencies for data collection at enterprise-level.

The data analysis at the sector level included classification based on historical and present HCFC consumption by sub-sector and application, eligible and ineligible enterprises and their consumption, projected growth trends until baseline and thereafter, required reductions in HCFC consumption for meeting the phase out targets as per the accelerated phase out schedule for HCFCs and availability of deployable alternative technologies for each sector/subsector. At the national level, data reconciliation was carried out through interactions with DGFT and Directorate General of Commercial Intelligence and Statistics (DGCIS), Ministry of Commerce and Industry and a draft HPMP stage-II was developed. A stakeholder's workshop was held on 5th August 2016 at New Delhi where in the draft HPMP Stage-II was presented. Based on the inputs from the workshop, the HPMP Stage-II was finalised and submitted to the Ex-Com of the MLF.

### Approval of India's HPMP Stage II

India's HPMP Stage-II was considered and approved at the 77th meeting of the Ex-Com of the MLF for Implementation of the Montreal Protocol held from 28th November to 2nd December, 2016 at Montreal, Canada.

Under HPMP Stage-II, India has secured 48.3 million US\$ from the MLF including implementing agencies support costs for the implementation of the Montreal Protocol for phasing out 8,190 MT of HCFC consumption between 2017 to 2023, in order to meet the compliance target under Montreal Protocol for 2020. Foam enterprises including several Micro, Small and Medium Enterprises (MSMEs) in the foam

manufacturing sector and 6 large air conditioning manufacturing enterprises, who volunteered to participate, would be supported under HPMP Stage-II for conversion from HCFCs to non-HCFCs technologies.

### Launch of HPMP Stage-II

The HPMP-II was launched on 6th March, 2017 at New Delhi by late Shri Anil Madhav Dave, the then Hon'ble Minister of Environment, Forest and Climate Change in a stakeholder meeting where officers of the Ministries and Organizations of the Central Government, State Governments, representatives from industries, stakeholders including NGOs and implementing agencies associated with the implementation of the HPMP II viz. UNDP, GIZ and UNEP, were present.

### Salient features of HPMP Stage-II

The HPMP Stage-II specifically focusses on the MSME sector in foam manufacturing. Adequate attention has also been given to synergize the RAC

servicing sector training under HPMP Stage- II with the Skill India Mission of the Government of India, in order to multiply the impact of skilling and training. It is estimated that nearly, 16000 service technicians will be trained under HPMP-II.

The HPMP-II also provides for promotion of energy efficiency, development of building codes integrating HCFC phase out issues, cold chain development with non-HCFC alternatives and development of standards for new non-ODS and low GWP alternatives, while transitioning away from HCFCs. It is expected that there would be a net direct CO<sub>2</sub>-equivalent emission reductions of about 8.5 million metric tonne annually from 2023 onwards.

### HCFC Reductions through HPMP Stage-II

The required level of reduction in HCFCs consumption in the year 2020 as per the target under the Protocol and the allowable consumption of HCFCs in different years in the range of 2017 - 2023, as per the approved HPMP-II is given in Table 18.

**Table 18: Reductions for Compliance with 2020 and approved targets as per HPMP Stage-II**

S.No.	Particulars	2016	2017	2018	2019	2020	2021	2022	2023
1	Montreal Protocol Reduction Schedule (ODP tons)	1447.38 90% of baseline	1447.38 90% of baseline	1447.38 90% of baseline	1447.38 90% of baseline	1045.33 65% of baseline	1045.33 65% of baseline	1045.33 65% of baseline	1045.33 65% of baseline
2	Maximum allowable consumption as per HPMP-II (ODP tons)	1447.38 90% of baseline	1447.38 90% of baseline	1433.63 89.15% of baseline	1103.85 68.64% of baseline	832.32 51.75% of baseline	799.76 49.73% of baseline	698.82 43.45% of baseline	643.28 40% of baseline
3	Reductions Required (ODP tons)	—	—	13.75	329.78	271.53	32.50	100.94	55.54



## Implementation of HPMP Stage-II

The Local Project Appraisal Committee, in its meeting held during September 2018 and Chaired by Joint Secretary, Department of Economic Affairs, Ministry of Finance, gave in principle approval for HPMP Stage-II.

The UNDP appointed a third party for carrying out due diligence of the enterprises that participated in the survey carried out by IPUA for the foam manufacturing sector and the 6 enterprises that volunteered to participate in the HPMP Stage-II. Based on recommendations of UNDP on the third-party verification reports of enterprises, the Ozone Cell has entered into Memorandum of Agreements (MOAs) with the enterprise in both foam manufacturing and air conditioning manufacturing sectors.

### Foam Manufacturing Sector

In the foam manufacturing sector, a total of 207 enterprises were found eligible by the third party verification agency commissioned by UNDP, the lead implementing agency for HPMP Stage II. Out of 207 enterprises, 47 enterprises have not sought support under HPMP Stage II for technology conversion to non-HCFC 141b technology and the balance 160 enterprises are participating in HPMP Stage II.

The enterprises have been included in HPMP Stage II after third party verification agency found the enterprise eligible for participation in HPMP Stage II and technical clearance by UNDP, Montreal Protocol Unit, Bangkok, followed by approval of the Competent Authority. The participating enterprises in HPMP Stage II entered into a performance based Memorandum of Agreement (MoA) with the Ozone Cell, MoEF&CC. The MoA also included a technical proposal for technology conversion to alternative technologies. The technical proposal forms part of the MoA. The MOA contains the legal obligations as well as the schedule of milestones linked to release of funding.

A lot of hand-holding support and guidance of enterprises with respect to alternative technologies

was required to operationalize the MoAs with enterprises.

The completion of the specific identified milestones for each of the participating enterprise as per MOA requires a third-party verification for on-site verification of successful completion of deliverables/ milestones as per the MOA by the participating enterprise.

The documentation and third-party verification reports for completion of milestones are technically reviewed by UNDP, MPU before endorsements are made by Ozone Cell, MOEF&CC for release of milestone linked payments.

Enterprise-wise category based upon HCFC 141 b consumption in MT	Number of Milestones and verification schedule
>5 MT	5 milestones, 3 physical site verifications for third, fourth and fifth milestone
>1 MT and up to 5 MT	3 milestones, 1 physical site verification before final instalment release
Upto 1 MT	2 milestones, 1 physical site verification before final instalment release

### Special Dispensation to Micro Small and Medium Enterprises (MSMEs)

Noting that MSMEs face specific challenges in terms of financing, technical resources and management bottlenecks when changing to non-ODS and low GWP alternatives, the following special dispensations have made

- An additional funding of 40% to micro and tiny enterprise having verified consumption of HCFC-141b at or lower than 5 MT, over the approved Cost Effectiveness threshold

- b) Fixed funding for extremely tiny enterprises below benchmark consumption threshold transitioning low GWP alternatives blowing agents in order to allow proper delivery of technical assistance
- c) The number of milestones were rationalized to suit the MSME segment. Accordingly, for MSME enterprises there are three milestones and one physical site verification for small enterprises (upto 5 MT but more than 1 MT) and two milestones and one physical site verification for micro and tiny enterprises (less than 1 MT).

### **Complete phase out of HCFC 141 b in the foam manufacturing sector**

India has consciously chosen a path for environment friendly and energy efficient technologies while phasing out Ozone Depleting substances (ODSs). Importantly, we are among the few countries globally and a pioneer in some cases in the use of technologies, which are non-Ozone Depleting and have a low Global Warming Potential (GWP). India had proactively and successfully taken the challenge of complete phase out of HCFC-141 b, which is a chemical used by foam manufacturing enterprises by 1.1.2020.

In a significant first, amongst the Article 5 parties (developing countries) under the Montreal Protocol, India has been able to achieve the complete phase out of HCFC-141 b in the foam manufacturing sector as on 1.1.2020, as part of implementation of HPMP Stage II.

This has been achieved through (i) awareness raising and capacity building of stakeholders, (ii) enabling activities for institutional development, (iii) regulatory actions, policy formulation and enforcement, (iv) technology conversion at enterprise level, and (v) competency enhancement of foam manufacturing enterprises, in a structured manner.

On 31 December, 2019, as part of the Government's commitment for moving towards environment friendly technologies, in a significant first, the Ministry of Environment, Forest and Climate Change brought out a notification in the Gazette of India through which the issuance of import license for HCFC-141b is prohibited from 1st January, 2020 under Ozone Depleting Substances (Regulation and Control) Amendment Rules, 2019 issued under Environment (Protection) Act, 1986.

It is noteworthy that HCFC-141b is one of the most potent ozone depleting chemical after CFCs and is used mainly as a blowing agent in the production of rigid polyurethane (PU) foams. HCFC-141b is not produced in the country and all the domestic requirements are met through imports. With this notification, prohibiting the import of HCFC-141b, the country has been made free of the important ozone depleting chemical. Simultaneously, the use of HCFC-141b by foam manufacturing industry has also closed as on 1st January, 2020 under the Ozone Depleting Substances (Regulation and Control) Amendment Rules, 2014.

### **Competency Enhancement of System Houses and Micro, Small and Medium enterprises in foam manufacturing sector**

A MOA has been signed between the Central Institute of Petrochemicals Engineering & Technology (CIPET), Department of Chemicals & Petrochemicals, Ministry of Chemicals & Fertilizers, Govt. of India and the Project Management Unit, Ozone Cell, Ministry of Environment Forest and Climate Change (MoEF& CC), Government of India for Competency Enhancement of System Houses and foam manufacturing enterprises especially MSMEs participating in HPMP. The agreement between CIPET and Ozone Cell, MoEF& CC shall facilitate the smooth and sustainable phase out of HCFC-141b in the foam manufacturing sector of the country by 1.1.2020.

CIPET is a premier institute in the country in the area of plastic engineering and technology and has emerged as a global institution renowned for research and development in the niche areas of polymer science and technology and high-quality education and skill development in the field of plastics.

Under the MoA, a Technical Assistance facility has been established at Laboratory for Advanced Research in Polymeric Materials (LARPM) CIPET, Bhubaneswar for providing training and testing facilities to System Houses and foam manufacturing enterprises covered under HPMP stage II. The technical assistance facility at CIPET could be used for viz. (i) customizing trials, (ii) evaluation, testing, (iii) modification/validation of non- HCFC formulations for applications, and (iv) technical resources and training center.

Five stakeholder Workshops have been organized on “Alternative Technologies to HCFC-141b in Foam Manufacturing Sector” in association with CIPET. The main objective of the workshops was to make aware the foam manufacturing enterprises about the HCFC free alternative technologies and the process of technology conversion. This also included hands-on training session for enterprises.

CIPET has been continuously assisting enterprises for stabilizing alternative technologies. The assisted enterprises have been able to move toward adoption of alternatives at commercial scale.

### Progress of Foam Sector Conversion

120 out of the 160 participating enterprises have completed the technology conversion activities and have shifted to non HCFC and low GWP alternatives. The third party onboarded by UNDP completed physical site verification of 100 enterprises and have confirmed in the verification reports that that all these

enterprises have met the milestones and deliverables as per the MOA. Physical site verification followed by submission of verification reports for the balance enterprises will be completed soon. The Ozone Cell along with CIPET and UNDP MPU would work closely with the remaining participating enterprises to get the pending activities completed.

### RAC Manufacturing Sector

In the RAC sector, six AC manufacturers are participating in the Stage II HPMP phase-out activities. The process followed for RAC manufacturing enterprises under HPMP Stage- II is similar to that followed for foam manufacturing. The requisite due diligence with respect to physical existence of enterprise on the ground at designated address, eligibility for securing funding as per MLF guidelines was done third party verification agency commissioned by UNDP. The enterprise-wise reports and supporting documents were technically reviewed by UNDP MPU and forwarded to Ozone Cell, MoEF&CC with recommendation for further necessary action. The Ozone Cell, MoEF&CC, based on the recommendations of UNDP MPU subsequently entered MOA with each of the eligible enterprise. MoAs has been signed with four (4) of the six (6) RAC manufacturing enterprises.

The completion of the milestones for each of the participating enterprise are independently verified by a UNDP appointed third-party agency. Following which, UNDP MPU carries out technical review of the third-party verification reports and submit its recommendations to the Ozone Cell, MoEF&CC. The Ozone Cell, MoEF&CC, based on the recommendations of the UNDP MPU, endorses release of payments to the enterprises linked to the milestones to the participating enterprises. The implementation activities follow a strict conversion plan contained in the performance targets of the MoAs.

## Progress of RAC sector conversion

In the RAC sector 3 enterprises have completed the technology conversion activities and have shifted to HFC-32 technology. The third party onboarded by UNDP completed physical site verification of all the 3 enterprises and have confirmed in the verification reports that all these enterprises have met the milestones and deliverables as per the MOA.

## Phase-out activities in the servicing sector

The Government of Germany has entrusted implementation of activities under the HPMP Stage - II to GIZ- Proklima which primarily covers the following:

- a) Coordinate with UNEP for the awareness component.
- b) Capacity Building - RAC Technicians Training Preparation and RAC Technicians Training to Train up to 17000 RAC technicians.
- c) Institutional Strengthening - Support to industrial training institutes (ITI) through inclusion of alternatives in RAC syllabus; and training few ITI instructors and Train technicians from Institutions.
- d) Technicians Certification System - Design and Development of the Certification Module.
- e) State of art RAC Training Centre - Upgrade existing RAC training centre.
- f) Technical Assistance/ Workshop -Targeting end-users on technical and safety aspects of the use of alternatives and best practices.

The following activities have been carried out:

- a) Capacity Building - RAC-Technicians Trainings: 8500 nos. trained.
- b) Institutional Strengthening - One training for the ITI instructors completed.
- c) Technicians Certification System - Concept note for the national implementation of Certification prepared and discussed in Stakeholder Consultation workshop and proceedings prepared.

- d) Technician's training hand book in English and Hindi versions was brought out and distributed amongst the 15 training partners of GIZ. The training material for RAC service technicians was updated.

## Enabling and non-investment activities

Ozone Cell, MoEF&CC, in association with the UN Environment (UNEP) has been implementing the enabling activities of HPMP Stage-II, comprising the following:

### 1. Enforcement Capacity Building

Activities relating to the policy and enforcement component are being implemented in association with the National Academy of Customs Indirect Taxes and Narcotics (NACIN), the apex institute of Government of India for capacity building by imparting training in the field of indirect taxes, drug laws and environment protection, through a Memorandum of Agreement (MoA). The following activities have been implemented:

- a) Online refresher course on 2nd February 2021 for trainers trained under HPMP Stage-I, to enable trainers for taking sessions as trainers under HPMP Stage-II.
- b) Supervisory Officers Workshop on 23-24 March, 2021 including practical hands-on-session on identification of Refrigerants
- c) Border dialogue with neighboring countries on specific ODS trade related aspects.
- d) Sensitizing filed customs formations regarding prohibition of its import of HCFC 141b in the country. Towards enforcing import ban on HCFC 141b starting from 1.1.2020, a special module was introduced in customs trainings.
- e) Harmonized system codes for pure ODS and ODS containing mixtures
- f) Hands on session on identification of refrigerants.

- g) The Country handbook on the national regulations for Monitoring and controlling production and use of ODSs in India was updated

## 2. Energy Efficiency in RAC Service Sector Practices

OzoneCell, MoEF&CC in association Energy Efficiency Services Limited (EESL) is implementing the activities related to energy efficiency in Refrigeration and Air-conditioning (RAC) Service sector comprising development, publishing and dissemination of awareness material on linkage of energy efficiency and servicing practices for RAC products to promote energy efficiency impacts of RAC products amongst the end-users and service technicians. As part of implementation, 10 workshops for RAC dealers and other relevant Stakeholders via Video Conference have been conducted as per the following details:

i. Ludhiana (Punjab) - 22nd January, 2021

ii. Ahmedabad (Gujarat) - 29th January, 2021

iii. Pune (Maharashtra) - 5th February, 2021

iv. Bhopal (Madhya Pradesh) - 12th February, 2021

v. Bangalore (Karnataka) – 19th February, 2021

vi. Guwahati (Assam) – 26th February, 2021

vii. Hyderabad (Telangana) – 28th July, 2021

viii. Jaipur (Rajasthan) – 18th August, 2021

ix. Lucknow (Uttar Pradesh) – 25th August, 2021

x. Bhubaneswar (Orissa) – 27th August, 2021

Awareness material comprising the following was designed, developed and disseminated to service technicians throughout the country through the training programmes organized by GIZ.

- 18,000 Posters on “Good Service Practices for Room Air-Conditioners” and “Copper Tube operations” as part of Good Service Practices.
- 30,000 flyers containing information on how to become an environmental-friendly service technicians.
- 20,000 multi-color stickers on Good Service Practices for Room Air-Conditioners for awareness generation for RAC dealer’s consumers.
- 700 copies of pocket handbook “Quick guide” on good servicing practices on handling flammable refrigerants.

## 3. Studies on key issues relating to Montreal Protocol implementation

Following studies on application of non-ODS and low Global Warming Potential (GWP) alternatives are being conducted.

- Building Sector in India in association with Alliance for an Energy Efficient Economy (AEEE).
- Cold Chain Sector in India in association with Pricewaterhouse Coopers India Pvt. Ltd. (PWC). The study has been completed and finalised. The final report will be released on 16th September 2021 on the occasion of World Ozone Day.

The following studies are also being undertaken:

- Implementation mechanism for public procurement in the country including bulk procurement relevant to further adoption of non-ODSs, low GWP and energy efficient alternative technologies in association with The Energy and Resources Institute (TERI). The study has been completed and finalised. The final report will be released on 16th September 2021 on the occasion of World Ozone Day.
- Service sector enterprises/ technicians in Refrigeration and Air-conditioning (RAC) sector in association with NTPC School of Business.



- Reduction of Greenhouse gas emissions due to implementation of Vienna Convention and Montreal Protocol in association with The Energy and Resources Institute (TERI).
- Development of standards for low GWP Refrigerants in association with Indian Institute of Technology, Delhi.

#### 4. Development and dissemination of knowledge products

Knowledge products comprising (i) booklet on good servicing practices for flammable refrigerants a quick guide and (ii) booklet on efficient and sustainable cooling: energy efficiency and RAC servicing sector, have been brought out and disseminated widely, including to government vocational training institutes.

To oversee the implementation of HPMP Stage II meeting of the Project Steering Committee (PSC) was convened with UNDP, the lead implementing agency for HPMP Stage II.

#### Tranche III of HPMP Stage-II

The Ozone Cell, MoEF&CC, through the UNDP, MPU submitted the third tranche funding request for consideration of the 86th meeting of the ExCom of the MLF held in November 2020. The ExCom approved the third tranche of stage II of the HPMP for India for US \$14,792,059, and the corresponding 2021–2022 tranche implementation plan.

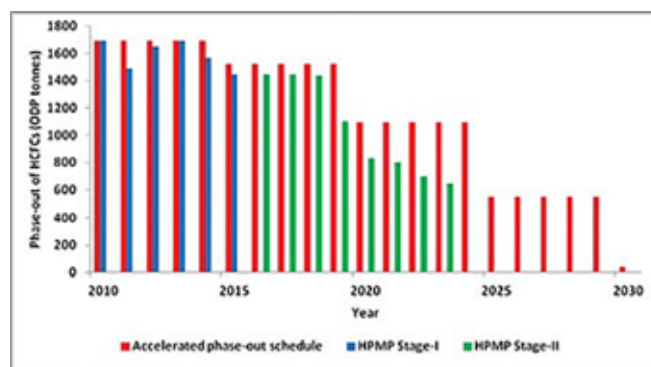
#### Achievement of 1.1.2020 reduction target for HCFCs

In line with the accelerated phase out schedule of the Montreal Protocol for HCFCs, against the target of 35% reduction in the production and consumption of HCFCs from the baseline, India successfully achieved the reduction in the consumption and production of HCFCs by 44% from the baseline. Independent verification by UNDP, the lead implementing agency for HPMP confirmed the same.

### Impact of HPMP Stage-II

#### Ozone Layer Protection

Successful implementation of the HPMP Stage-II in India will result in a sustainable phase-out of 769.49 ODP tons of HCFCs.



Impact of HPMP Stage-I And HPMP Stage-II in Phase-out of HCFCs

#### Direct GHG emissions

Due to the relatively high GWP of HCFCs, their phase-out will result in reduced direct GHG emissions. The net contribution towards reduction of direct CO emissions due to successful implementation of HPMP Stage-II are 4,262,100 MT CO<sub>2</sub> Eq. per year from 2020 and 7,697,600 MT CO<sub>2</sub> Eq. per year from 2023.

#### Preparation of Stage-III of HPMP

Preparatory request for funding from the MLF for project preparation for Stage- III of HPMP for the HCFC consumption sector was submitted for consideration by the ExCom at its 87th meeting held in June 2021.

The ExCom of the MLF approved the project preparation funding of US\$450,000 plus implementing agency support costs for preparation of Stage-III of HPMP for India.

#### Fiscal Measures

The Government of India has granted exemption from payment of Customs and Excise duties on capital goods required for ODS phase out projects funded by the MLF since 1995. In 1996, the Government of India

further extended the benefit of Customs and Excise duty exemptions for ODS phase-out projects which were not funded by the MLF. The benefit is available subject to the condition that enterprise gives clear commitment for stop using the ODSs in all future manufacturing operations after the completion of implementation of project(s).

The benefit of duty exemption has been extended for new capacity as well as expansion of capacity with non-ODS technologies since 1997.

The Indian financial institutions have decided not to finance/re-finance new ODS producing/ consuming enterprises.

The Tariff Advisory Committee (TAC), a statutory body under the Insurance Act, 1938 has decided to grant suitable discounts on fire insurance premiums if alternative fire extinguishing agents are used in place of halons in fire extinguishing systems.

### **Ozone Depleting Substances (Regulation and Control) Rules, 2000**

In accordance with the National Strategy for ODS phase-out, the MoEF&CC, Government of India, has notified Ozone Depleting Substances (Regulation & Control) Rules, 2000 in the Gazette of India on 19th July, 2000, covering various aspects viz. production, consumption, export and import of ODSs. These rules have been subsequently amended from time to time. Most recent amendment being in 2019.

### **Important provisions of the Ozone Depleting Substances (Regulation and Control) Rules, 2000**

These Rules prohibit the use of CFCs in manufacturing various products beyond 1.1.2003 except in MDIs and for other medical purposes. Similarly, use of halons is prohibited after 1.1.2001 except for servicing. Other ODSs such as CTC and methyl chloroform and CFC for MDIs were allowed to be used upto 1.1.2010. Further, the use of methyl bromide has been allowed upto 1.1.2015. Since HCFCs are low- ODP substances and are also used as interim substitutes to replace

CFCs, these are allowed to be used upto 1.1.2030 as per the Montreal Protocol accelerated phase-out schedule.

As per these Rules, there is a need for compulsory registration of ODS producers, manufacturers of ODS based products, importers, exporters, stockists and sellers and the same provision is applicable to manufacturers, importers and exporters of compressors and other products containing ODSs. They are also required to maintain records and file periodic reports for monitoring production and consumption of ODSs. Enterprises which have received financial assistance from MLF for the implementation of the Montreal Protocol for switchover to non- ODS technology have to register the date of completion of their project(s) and declare that the equipments used for ODS have been destroyed. Creation of new capacity or expansion of capacity of manufacturing facilities of ODSs and ODS based equipment have been prohibited. Purchasers of ODSs for manufacturing products containing ODSs, are required to declare the purpose for which ODSs are purchased. All imports and exports of ODSs and products containing ODSs require a license.

The recommendation of the MoEF&CC is essential before issuing any license for import and export of ODSs and products containing ODSs by the Directorate General of Foreign Trade (DGFT), Ministry of Commerce and Industry.

These rules also specify phase-out dates for different ODSs in manufacturing of products using these ODSs. In addition, these Rules also ban trade in ODSs with non-Parties.

### **Amendments**

The Ozone Depleting Substances (Regulation & Control) Rules, 2000 have been amended in 2001, 2003, 2004, 2005, 2007, 2014 and 2019.

The 2001 Amendment extended the last date of registrations from one year to two years after the commencement of the Rules. The Amendment 2003

refers to a correction of a typographic error. The amendment 2004 specified the date of registration for substances listed in Group IV of Schedule I (CTC) and for substances listed in Group VI of Schedule I (HCFCs) on or before 31st December, 2004 and on or before 19th July, 2007 respectively. Subsequently, the Rules were amended in 2005, the registration date for substances listed in Group IV of Schedule I (CTC) was extended upto 31st December, 2005. The Rules were further amended on 18th September, 2007. As per the amended rules, registration has been extended for substances listed under Group I, Group II, Group III and Group IV upto 31st December, 2009, in case of substances in Group VI upto 31st December, 2039 and in case of substances in Group VIII upto 31st December, 2014 and the existing registered enterprises need not apply for renewal.

The Ozone Depleting Substances (Regulation and Control) Rules, 2000 have been amended to align with the accelerated phase-out of HCFCs. A draft amendment of ODS Amendment Rules, 2014 was prepared by the Ozone Cell, MoEF&CC and circulated among the concerned stakeholders, including industry associations, DGFT etc. Subsequently, a consultative meeting was organized in October, 2012 where a large number of stakeholders participated in the meeting to further discuss the salient features of the amendment.

The draft of amendment of Ozone Depleting Substances (Regulation and Control) Rules was published in the Gazette of India in May, 2013 for inviting comments/suggestions from the public on the draft Rules. Subsequently, the Ozone Depleting Substances (Regulation and Control) Amendment Rules, 2014 were published on 4th April, 2014 in the Gazette of India. The salient features of the Ozone Depleting Substances (Regulation and Control) Amendment Rules, 2014 are:

- The production and consumption of Group VI substances (HCFCs) has been proposed to be controlled according to the accelerated phase-out schedule of the Montreal Protocol.

- Introduction of quota system by the Government for production and consumption of Group VI substances (HCFCs) for non-feedstock applications and monitoring and reporting system for all feedstock applications including use of Carbontetrachloride in order to comply with phase-out targets of the production and consumption of Group VI substances (HCFCs).
- Prohibition of issuance of license for import and export for Group I, Group II, Group III, Group IV and blends containing ODSs including Group VI substances except recovered, recycled and reclaimed ODSs or for EUN, if any or ODSs for destruction or for feedstock applications.
- Prohibition of issuance of license for import of pre-blended polyols containing Group VI substances (HCFCs).
- Ban on creating new capacities to manufacture products made with or containing Group VI substances (HCFCs).
- In order to control the inventory of HCFC based refrigeration and air-conditioning equipments and reduce the consumption of HCFCs in servicing of these equipments in future years, import of air-conditioning and refrigeration equipments and other products using HCFCs from 1st July, 2015 has been prohibited.
- Exemption for production of Group VI substances (HCFCs) for the Protocol approved feedstock uses in manufacturing of other chemicals, with negligible emissions, if any.

**The 2019 amendment of the Ozone Depleting Substances (Regulation and Control) Rules, 2000, was published in the Gazette of India on 31 December 2019, inter alia prohibiting the issuance of import license for HCFC-141b from 1st January 2020.**

## Kigali Amendment to the Montreal Protocol

The Kigali Amendment to the Montreal Protocol is an international agreement to gradually reduce the consumption and production of hydrofluorocarbons (HFCs), introduced as non-ozone depleting alternative to Hydrochlorofluorocarbons (HCFCs), which have high Global Warming Potential (GWP) ranging from 12 to 14000.

HFCs do not deplete the Ozone layer. However they have high GWP. It is significant to note that the negotiations for phasing down of HFCs under the Montreal Protocol were initiated way back in 2009, but these negotiations gathered momentum only after India submitted an amendment proposal for phase down of HFCs under the Montreal Protocol in April, 2015. The Indian Amendment proposal was crafted in a way to balance the needs of our rapidly growing economy and achieve maximum climate benefit. There were 4 amendment proposals viz (i) North American Proposal (Canada, USA and Mexico), Micronesia And Island States Proposals, Indian Proposal and (iv) European Union Proposal.

The issue of phase down of HFCs under the Montreal Protocol was also brought into focus through Joint Statement of Prime Minister of India and President of United State of America (USA) in June, 2016, wherein, it was resolved to work to adopt an HFC amendment in 2016 with increased financial support from donor countries to the MLF to help developing countries with the implementation, and an ambitious phase down schedule, under the Montreal Protocol pursuant to the Dubai Pathway, agreed by the 27th Meeting of Parties held at Dubai, United Arab Emirates from 1st to 5th November, 2015.

The 27th MOP decided to work within the Montreal Protocol to the HFC amendment in 2016 by first resolving challenges by generating solutions in the contact group on the feasibility and ways of managing HFCs at the Montreal Protocol meetings

and then address the amendment proposals. It was also decided by the 27th MOP to hold a series of Open Ended Working Group (OEWG) and other meetings including an Extraordinary MOP in 2016.

In the two OEWG meetings (37th OEWG and Resumed 37th OEWG) the parties were able to address identified challenges for managing HFCs. During the 3rd Extraordinary MOP held in Vienna, a new joint proposal was submitted by USA, European Union, Japan, New Zealand, Australia (JUSSCANZ) according to which the developed countries had suggested one single common baseline years for production and consumption of HFCs for developing countries i.e. 2017-2018-2019 and freeze year as 2021. However, various developing countries proposed as many as six different baselines range from 2017 to 2030, and freeze year ranging from 2021 to 2031.

India represents only around 2% of the global production and consumption of HFCs but our manufacturing and consumption sector is expected to grow at a rapid pace in future. Our challenge, therefore, was to secure international agreement on a regulatory regime that served the global expectations and yet protect our national interest.

India has been a strong advocate of the principle of Common but Differentiated Responsibility in the matter of global actions to protect environment and also that national circumstances need to be factored in for arriving at any durable agreement related to climate.

India had consistently taken a position that the baseline and freeze years should be at such a future date which allows for growth of economy while minimizing cost to the economy. The Indian delegation also had steadfastly raised the issues of Intellectual Property Rights of non-HFC technologies, the high cost of these technologies and resultant cost to economy in transitioning away from HFCs.

The 28th MOP held in Kigali from 10-15 October, 2016 adopted the amendment to the Montreal Protocol for phase down of HFCs.

In the Kigali Amendment, it has been agreed that the developing countries will have two set of baselines - one for the early movers in which case it will be 2020-2021-2022 and the other for those whose national circumstances were different and the manufacturing of HFCs and consumption in whose case was still rising in the absence of clear alternative technologies. In case of such countries the agreed baseline years are 2024, 2025 and 2026. An allowance of HCFC component of 65% was also added in the baseline of India in order to compensate for the upward movement of baseline years in Indian amendment proposal, the HCFC component was only 32.5%.

At the same time, it has also been agreed that the developed countries will reduce their production and consumption of HFCs by 70% in 2029. India will complete its phase down in 4 steps from 2032 onwards with cumulative reduction of 10% in 2032, 20% in 2037, 30% in 2042 and 85% in 2047.

The Montreal Protocol had no arrangement till date to incentivize improvement in energy efficiency in case of use of new refrigerants and technology. On India's intervention, it was agreed in Kigali that the MLF under the Montreal Protocol will pay for maintaining or increasing the energy efficiency with new technology. Funding for R&D and servicing sector in developing countries has also been included in the agreed solutions on finance.

The amendment to Montreal Protocol agreed in Kigali has facilitated the creation of an international regime of regulatory actions and financial support for treating this set of chemicals in the same manner and with the same urgency as was accorded to other Ozone Depleting Substances in the past.

Details of the elements of the agreed HFC phase-down schedule are provided in table below:

	<b>A5 parties (developing countries) - Group 1</b>	<b>A5 parties (developing countries) - Group 2</b>	<b>Non-A5 parties (developed countries)</b>
Baseline formula	Average HFC consumption for 2020-2022 + 65% of hydrochloro- fluorocarbon (HCFC) baseline	Average HFC consump- tion for 2024-2026 + 65% of HCFC baseline	Average HFC consump- tion for 2011-2013 + 15% of HCFC baseline*
Freeze	2024	2028	-
1st step	2029 - 10%	2032 -10%	2019 -10%
2nd step	2035 - 30%	2037 -20%	2024 -40%
3rd step	2040 - 50%	2042 -30%	2029 -70%
4th step	-	-	2034 -80%
Plateau	2045 - 80%	2047 -85%	2036 -85%

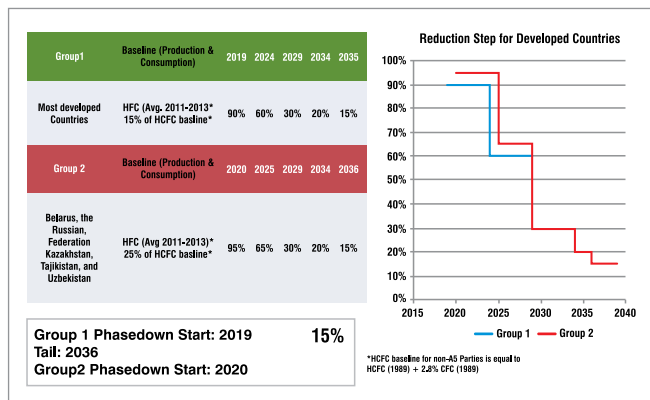
*\* For Belarus, Russian Federation, Kazakhstan, Tajikistan, Uzbekistan, 25% HCFC component of baseline and different initial two steps (1) 5% reduction in 2020 and (2) 35% reduction in 2025*

## Notes

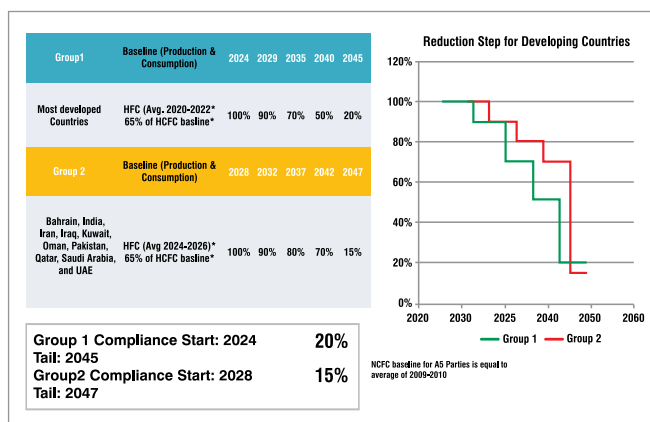
1. Group 1: Article 5 parties not part of Group 2
2. Group 2: Bahrain, India, the Islamic Republic of Iran, Iraq, Kuwait, Oman, Pakistan, Qatar, Saudi Arabia and the United Arab Emirates
3. Technology review in 2022 and every five years.
4. Technology review four to five years before 2028 to consider the compliance deferral of two years from the freeze of 2028 of Article 5 Group 2 to address growth in relevant sectors above certain threshold.



## HFC Phase-down Schedule for Developed Countries



## HFC Phase-down Schedule for Developing Countries



After the Kigali meeting a Note seeking ex- post facto approval of the Cabinet for the negotiating position of India with respect to the proposals for amendment to the Montreal Protocol of the Vienna Convention for Protection of Ozone Layer was submitted on 7th November, 2016.

The Cabinet considered the note and approved the negotiation position on 30th November 2016.

The success of negotiations at Kigali is a result of the spirit of collective action, accommodation and flexibility by all the parties to ensure the best possible outcome which addresses the needs of all countries and leads to maximum climate benefits.

India has been able to secure an agreement that provides adequate space for growth of our economy, while providing adequate time for industry to

shift to sustainable alternatives in the interest of environment. The agreed arrangements will minimize the cost to consumers in transitioning away from HFCs and provide for domestic innovation to develop in the sector of new generation refrigerants and related technologies.

### Ratification of Kigali Amendment by India

The Union Cabinet in its meeting held on 18 August 2021 approved the Ratification of Kigali Amendment to the Montreal Protocol for phasedown of Hydrofluorocarbons by India. The Union Cabinet also decided that National strategy for phase down of Hydrofluorocarbons after required consultation with all the industry stakeholders will be developed by 2023.

### Funding request from MLF for developing National strategy for HFC phase down

In line with the Cabinet Decision, a proposal for funding request for development of a national policy framework in due consultation with all the concerned stakeholders for gradual phase down of production and consumption of HFCs and the national strategy for phasedown of HFCs including framework for licensing and reporting obligations has been developed in cooperation with UNEP. The MOEF&CC has appointed UNEP as the implementing agency or enabling activities under the Kigali Amendment. The proposal has been submitted to the Multilateral Fund Secretariat for placing before the Executive Committee for consideration and approval.

### Kigali Amendment and Energy Efficiency

The Montreal Protocol had no arrangement to incentivize improvement in energy efficiency in case of use of new refrigerants and technology. On India's initiative, it was agreed in Kigali that the MLF under the Montreal Protocol will pay for maintaining or increasing the energy efficiency with new technology. Funding for R&D and servicing sector in developing countries has also been included in the agreed solutions on finance.

Energy efficiency while transitioning from HFCs have been addressed specifically in Decision XXVIII/2, of the 28th MOP, where the MOP has specifically asked Ex-Com to develop cost guidelines on the subject.

During the 39th meeting of the OEWG held at Bangkok from 11-14 July 2017, India, supported by Bahrain, Kuwait, Lebanon and Saudi Arabia, introduced a Conference Room Paper (CRP) requesting the Technology and Economic Assessment Panel (TEAP) to assess the technology and funding requirements of the parties operating under paragraph 1 of Article 5 to maintain and/or enhance energy efficiency in the Refrigeration, Air-Conditioning and Heat Pump (RACHP) sectors while phasing down HFCs under the Kigali Amendment to the Montreal Protocol, as well as to develop scenarios and to assess the elements of incremental capital and operating costs for maintaining and/or enhancing energy efficiency on transitioning to low-GWP alternatives from high-GWP HFCs, drawing on international experience. The CRP also proposed the Ozone Secretariat to organize a workshop on energy efficiency opportunities. During the 29th MOP held from 20-24 November 2017 at Montreal, Canada, India, after sustained and intensive negotiations, was able to pilot a decision on the adoption of the CRP, which is embodied in Decision XXIX/10 of the MOP. The decision is a significant first step towards maintaining and/or enhancing energy efficiency of RAC equipment with refrigerant transition under HFC phase down, which will enhance the overall climate benefit.

The report of TEAP, presented to the 40th OEWG held in Vienna from 11th to 14th July, 2018 acknowledged that by the use of more energy- efficient equipment during phase down of HFCs will lead to doubling the total reduction of GHGs emissions both from direct and indirect sources. This reemphasized the position of India that dovetailing energy efficiency and refrigerant transition under the Montreal Protocol will enhance overall climate benefit. The Scientific Assessment Panel (SAP) of the Montreal Protocol also stated "Improvements in energy efficiency in RAC equipment during the transition to low-GWP alternative refrigerants can potentially double the climate benefits of the HFC phase down of the Kigali Amendment."

Based upon the inputs provided by the Indian delegation, the updated final report of TEAP presented in the 30th MOP held from 5th to 9th November 2018 in Quito, Ecuador acknowledged that by the use of more energy- efficient equipment during phase down of HFCs will lead to doubling the total reduction of GHGs emissions both from direct and indirect sources. India further along with Africa and GCC countries piloted decision XXX/5, proposing access of Article 5 parties to energy-efficient technologies in the RACHP sector, in particular, domestic air-conditioning and commercial refrigeration taking into account geographical regions, including countries with high ambient temperature (HAT) conditions.

Discussions on energy efficiency continued during the 31st MOP held at Rome from 4-8 November 2019, where in the importance of the linkages between the phase-down of high GWP substances and technologies and the need to improve energy efficiency was underlined. Several Parties proposed that the Task Force should continue its work, pointing to the need for further information and data.

During the 31st MOP, India piloted decision XXXI/7 along with other proponents for continued provision of information on energy- efficient and low GWP technologies. The decision takes note of the reports brought out by the TEAP on issues related to energy efficiency while phasing down hydrofluorocarbons and the cost and availability of low global- warming-potential technologies and equipment that maintain or enhance energy efficiency. The decision requests TEAP to prepare a report addressing any new developments with respect to best practices, availability, accessibility and cost of energy efficient technologies in RACHP sector as regards the implementation of the Kigali Amendment. These reports form the basis of operationalization of the Kigali Amendment to the Montreal Protocol specifically with respect to the linkage between energy efficiency and Hydrofluorocarbon phase down.

The 83rd meeting of the Ex-Com held from 27- 31 May 2019, at Bangkok deliberating on the issue recognized that there is a need for the Ex-Com to be more indulgent on this topic and that there is a

requirement for additional sources of funding for energy efficiency. Deliberating continued during the 84th meeting of the Ex-Com of the MLF held from 16-20 December 2019 at Montreal Canada.

Vide decision 84/89, an important first step was taken in the 84th meeting of the Ex-Com for operationalization of funding for energy efficiency while phasing down HFCs. A document would be prepared by the Secretariat of the Multilateral Fund, on the framework for consultations with relevant funds and financial institutions to explore, at both the governing and operational levels, the mobilization of financial resources, additional to those provided by the Multilateral Fund, for maintaining or enhancing energy efficiency when replacing HFCs with low global-warming-potential refrigerants in the refrigeration and air-conditioning sector.

The 87th meeting of the Ex-Com decided that the MLF Secretariat shall prepare, for the first meeting of the Executive Committee in 2022, a report identifying options, within the Multilateral Fund and by working with other financial institutions that financed energy efficiency and whose procedures could be compatible with those of the Multilateral Fund, for mobilizing financial resources for maintaining and/or enhancing energy efficiency when replacing HFCs with low-global-warming-potential alternatives in the relevant foam manufacturing sub-sectors and the refrigeration, air-conditioning and heat pump sectors and the MLF Secretariat, as part of the report, shall identify the relevant procedures and conditions relating to the provision of grants and other funding options by the other financial institutions for maintaining and/or enhancing energy efficiency.

In line with decision XXXI/7, during the 43rd meeting of the OEWG held virtually from 14-17 July 2021, the EnergyefficiencyTaskForceoftheTEAPpresentedthe updated report on continued provision of information on energy-efficient and low-global-warming-potential technologies. Discussions on the report will further continue at the Joint 12th Conference of Parties (COP) to the Vienna Convention Part II and 33rd MOP scheduled from 23-29 October 2021.

Decision XXIX/10, followed by XXX/5 and XXXI/7 are significant steps towards maintaining and/or enhancing energy efficiency of RAC equipment with refrigerant transition under HFC phase down, which will enhance the overall climate benefit.

## New Initiatives

### India Cooling Action Plan

Cooling is an essential part for economic growth and development in Article 5 countries. The Refrigeration and Air-conditioning sector is a major consumer of electricity. The direct and indirect emissions of the RAC Sector relate to use of refrigerants and energy consumed by the equipment. It is a widely known fact that about 90% of the total emissions from refrigeration and air conditioning equipment is because of energy consumption. The Kigali Amendment to the Montreal Protocol, for the first time, has recognized linkages between maintaining and/or improving energy efficiency of the RAC equipment with refrigerant transition under the Montreal Protocol.

Keeping in view that energy efficiency is a major driver for technology choice under the Kigali Amendment and considering the need for an integrated view to be taken with respect to cooling for maximization of climate benefits under the Kigali amendment, the Government of India has initiated the development of India Cooling Action Plan (ICAP), which provides a long-term perspective and guidance with respect to cooling needs. The proposed plan would integrate issues of energy efficiency, refrigerant transitions, technology choices, reduction of cooling load, focus on servicing sector, and having an innovation ecosystem for development low GWP technologies.

In order to develop the ICAP, a Focused Group Discussion with industry and think tanks on the way forward was held on 16th October 2017, which was followed by stakeholder discussion on ICAP framework on 20th Dec. 2017. A national level stakeholder consultation was held on 17th January 2018 where more than 80 experts from industry, academia, think tank, and different ministries participated.

After these detailed stakeholder consultations, the Ministry constituted seven thematic working groups on 6th February 2018 with detailed terms of reference to prepare thematic documents / reports on the following (i) space cooling, (ii) cold chain, (iii) air conditioning and refrigeration technology, (iv) R&D and Production Sector - Alternative Refrigerants and technologies, (vi) Servicing Sector, (vii) Transport Air conditioning (car, bus, train and Metro air conditioning) and (viii) Cross cutting policy regulation and other international Conventions. The thematic groups met regularly for development of documentation along with an action Plan for Short, medium and long- term interventions, which would then be integrated into the NCAP. Each of the thematic groups comprise representatives from government Departments/ organizations, industry, R&D institutions, academia, individual experts and think tanks.

The ICAP aims to provide a 20- year perspective plan (2018-2038) and policy recommendations, to address the cooling requirement across sectors while providing for ways and means to provide thermal comfort and access to sustainable cooling to all, involving multi- stakeholders to synergize actions for addressing cooling demand across all areas: technology, manufacturing, energy efficiency and the environment, while reemphasizing the principles enshrined in the Country Programme of India for phase out of ODSs, i.e. to have minimum economic dislocation and obsolescence cost and maximize indigenous production to twin environment and economic gains.

Given the cross-cutting nature of cooling demand, the ICAP implementation proposes active collaboration among the relevant ministries as well as the private sector entities.

Dr. Harsh Vardhan, the then Minister for Environment, Forest and Climate Change released the ICAP on 8 March 2019.

India is the first country in world to develop a Cooling Action Plan, which aims to reduce both direct and indirect emissions.

The ICAP has been appreciated internationally as an important policy initiative which has the potential to provide socio-economic and environmental benefits related to reduced refrigerant use, climate change mitigation and SDGs. Many countries are now involved in development of cooling action plans keeping in view the significant environmental benefits and the fulfilment of Sustainable Development Goals.

The United Nations Secretary General in his message on World Ozone day 2019 has highlighted the need for all countries to develop national cooling action plans. This step taken by India has led to a global recognition of this important policy initiative which can help in climate action and achievement of sustainable development goals.

The ICAP recommends synergies with ongoing government programmes and schemes such as Housing for All, the Smart Cities Mission, Doubling Farmers Income and Skill India Mission, in order to maximize socio-economic co-benefits. The following benefits would accrue to the society over and above the environmental benefits by the implementation of ICAP (i) Thermal comfort for all, (ii) Sustainable cooling, (iii) Improved cold chain infrastructure using low GWP technologies would facilitate better storage of produce and reduce transportation costs, leading towards achieving Doubling Farmers Income, (iv) Skilled and certified RAC technicians would lead to better livelihoods of service technicians besides environmental protection. (v) Make in India and (vi) Robust R&D on alternative cooling technologies.

The MoEF&CC has taken steps to operationalize the recommendations given in ICAP along with concerned line Ministries and Government Organizations, Industry and think tanks and Academia. The Steering Committee and various Thematic Working Groups have been constituted for providing the modalities for operationalization of the recommendations of ICAP.

The thematic working group on Space Cooling had five meetings during which action points for implementing the recommendations have been

finalized. The meeting of the Steering Committee finalized the action points for implementation by the concerned agencies, which will be released on 16 September 2021 on the occasion of World Ozone Day.

### **Training and Certification of Refrigeration and Air-conditioning Service technicians under Skill India Mission**

Air conditioning and refrigeration is an important and critical sector both for social and economic development in the country. Air conditioning is becoming a necessity for healthy working and living environment, and refrigeration is an essential component of the cold chain for the preservation and distribution of perishable food. Servicing sector is important not only because it consumes a large proportion of the total consumption of refrigerants like HCFCs and HFCs but also it has been the major source of emissions of these chemicals to the environment in the country. The quality of servicing would also maintain the energy efficiency of the serviced equipment resulting in saving in electricity consumption. The use of proper servicing practices would not only result in savings in refrigerant and consumption and emissions but also reduce electricity consumption in the serviced equipment. Most of the technicians engaged in this sector are from the unorganized sector without formal technical education and/or training and these technicians have learnt by working in the field over several years.

It is estimated that there are more than 200,000 RAC service technicians in the country with most of them being in the informal sector. The current penetration of ACs in the country is around 4-6%. It is projected that there would be a rapid increase in the AC penetration. This would also lead to increase in the number of RAC technicians.

The Ozone Cell, MoEFCC had developed a project jointly with the Electronic Sector Skill Council of India (ESSCI) for upskilling and certifying 100,000 RAC service technicians under the Skill India Mission

- Pradhan Mantri Kaushal Vikas Yojana (PMKVY) of Ministry of Skill development. Through this proposal not only the livelihood opportunities of the RAC service technicians working in the informal sector would be enhanced through upskilling and certification, but most importantly this would have significant positive environmental impacts through reduction leakage of refrigerants and increase in the energy efficiency in the operation of RAC equipment.

The project was launched on 2 August 2018 in the presence of Hon'ble Minister for Environment, Forest and Climate Change, Hon'ble Minister for Skill Development and Entrepreneurship (MSDE) and the Hon'ble Minister of State for Environment, Forest and Climate Change. A Memorandum of Understanding between the MoEF&CC and MSDE for implementing the project was signed by the Joint Secretaries of the two ministries during the launch function. Implementation of the project has begun and Training of Trainers programmes are currently under implementation.

Under Phase-I of the project 20,000 Service Technicians have been up-skilled out of whole 17,000 technicians have been certified. A third party review/assessment of the trainings undertaken, infrastructure available at the training center, quality of trainers and assessors and feedback from the trainees on the quality of training done by Indian Institute of Corporate Affairs (IICA), for the trainings and certifications conducted under Phase-I of the project.

In order to provide oversight and guidance to the project two project advisory committee meetings were held under the chairpersonship of Ms. Geeta Menon, Joint Secretary, MoEF& CC. The Advisory Committee is co-chaired by Joint Secretary (Skill), Ministry of Skill Development and Entrepreneurship and has representatives of industry, industry associations, National Skill Development Corporation and Electronic Sector Skill Council of India, the project implementing agency.



Under phase 2 of the project, 24000 technicians have been upskilled, out of which 21,000 technicians have been certified. A total of 44000 technicians have been upskilled, out of which 38000 technicians have been certified in both phase 1 and phase 2. An impact analysis covering implementation done till date, issues/challenges faced in implementation including measures to address the gaps and an action plan along with time frame for completing the upskilling and certification of remaining RAC technicians has been done.

Noting that this project would not only improve the livelihood opportunities of the RAC service technicians working in the informal sector through upskilling and certification, but most importantly this would have significant positive environmental impacts through reduction leakage of refrigerants and increase in the energy efficiency in the operation of RAC equipment, the MoEF&CC is pursuing the matter with MSDE for completing the upskilling and certification of balance RAC service technicians.

## Participation in Montreal Protocol Meetings

### Meeting of the Parties to the Montreal Protocol

The Joint 12th COP to the Vienna Convention (part 1) and 32nd MOP to the Montreal Protocol was held from 23-27 November 2020 through virtual mode. Due to the COVID 19 pandemic and the meeting being through virtual mode, the COP 12 (part 1) addressed limited issues comprising financial matters pertaining to the budget of the Trust Fund for the Vienna Convention, namely the revised budget for 2020 and the budget for 2021. Similarly, the MOP 32 addressed limited issues comprising of (i) budget of the Trust Fund for the Montreal Protocol; (ii) Replenishment of the Multilateral Fund for the Implementation of the Montreal Protocol for the period 2021–2023; (iii) Nominations for critical-use exemptions for methyl bromide; (iv) Membership of Montreal Protocol bodies for 2021 and of the Technology and Economic Assessment Panel and (v) Compliance and reporting issues considered by the Implementation Committee under the Non-Compliance Procedure for the Montreal Protocol.

## Significant Outcomes

### Replenishment of the MLF for Implementation of the Montreal Protocol

Vide decision XXXI/1 of the 31st MOP, the parties requested the TEAP to prepare a report for submission to the 32nd MOP and to submit it through the 42nd meeting of the OEWG, to enable the 32nd MOP to adopt a decision on the appropriate level of the 2021–2023 replenishment of the MLF. In the decision, the parties also specified that the RTF should provide indicative figures for the periods 2024–2026 and 2027–2029 to support a stable and sufficient level of funding, on the understanding that those figures would be updated in subsequent replenishment studies.

The TEAP established a task force called the Replenishment Task Force (RTF), for preparing the report for the consideration of the Parties. The RTF has representation from India. The RTF presented its report during the online session of the 42nd OEWG held over the period 14-16 July 2020 and addressed initial questions and comments from the forum and participants for seeking comments. The comments, questions and suggestions were consolidated into a document, which would form the basis for further discussion.

The representative of the United States of America introduced a draft decision on the matter, set out in a Conference Room Paper (CRP). During the present exceptional circumstances, in order to enable the MLF to continue to provide funding support to Article 5 parties, the parties needed to take a decision to mobilize the required funding, as stipulated by paragraph 7 of Article 10, which stated that the parties were to decide upon the programme budget of the MLF for each fiscal period. The draft decision accordingly proposed that the parties, at the current meeting, adopt an interim budget for the triennium 2021–2023, and authorize the use of rollover funds from the current triennium for that purpose. The interim budget would be in effect until the parties adopted a replenishment decision with a revised budget, as planned for 2021.

The representative of Canada introduced a draft decision on the matter, set out in a CRP. By that draft decision, the parties would authorize the Ozone Secretariat to organize an extraordinary meeting of the parties in 2021, at which the parties would consider the replenishment of the Multilateral Fund for the triennium 2021–2023, if and when the circumstances of the COVID-19 pandemic permitted.

Representatives of India participated actively in the deliberations. On the issue of interim budget, representatives of India emphasized the need for prioritizing the available unspent funds of US\$268 million with the MLF for the year 2021, as part of the triennium 2021-2023 and until such time as the Parties adopt a final decision on replenishment. Representatives of India further emphasized that the final budget for the triennium, 2021-2023 should include regular contributions from the Non-Article-5 Parties, based on the final negotiated replenishment, for the triennium 2021-2023. Both the suggestions of India were included in the final decision adopted by the Parties.

### Consideration of the Membership of the Assessment Panels

The representative of India, supported by Armenia, Georgia, Kyrgyzstan, the Republic of Moldova, Tajikistan, Turkmenistan, Ukraine and Uzbekistan, introduced a CRP proposing nomination for a senior expert member of the TEAP. Since there were other nominations for senior expert members and Co-Chairs of the TEAP and TOCs, proposed by different Parties. It was agreed all the nominations for senior experts may be made for a period of one year. Several Parties, emphasizing the need for continuity of Co-chairs to guide the TEAP, proposed that the Co-chairs may be nominated for 4 years, which was agreed by the Parties.

### Fourth Extraordinary Meeting of the Parties.

**Replenishment of the Multilateral Fund for the period 2021–2023- payment of national contributions for 2021.**

The 4th Ex-MOP held in May 2021 adopted a decision payment of national contributions to the MLF for 2021. The draft decision recognizes that the receipt of contributions to the MLF in 2021, before a final decision on the budget for the triennium 2021–2023 by the MOP, would help ensure the continued functioning of the MLF during 2021.

### Executive Committee of the Multilateral Fund

86th Intersessional Approval Process meeting of the Ex-Com of the MLF was held from 16th to 27 November 2020 and 8 to 12 March 2021 through virtual mode. The 87th meeting of the Ex-Com of the MLF was held from 15 June 2021 to 2 July 2021 through virtual mode.

### Significant Outcomes

#### Third tranche for Stage II of HPMP

On behalf of India, UNDP as the lead implementing agency, has submitted a request for funding for the third tranche of stage II of the HPMP, at a total cost of US \$14,9792,059. The submission includes a progress report on the implementation of the first and second tranches, the verification report on HCFC consumption for 2018 and 2019, and the tranche implementation plan for 2021 to 2022.

The ExCom approved the third tranche of stage II of the HPMP for India for US \$14,792,059, and the corresponding 2021–2022 tranche implementation plan.

#### Guidelines for preparation of HFC phase down plans for Article 5 Countries.

Guidelines for preparation of HFC phase down plans for Article 5 countries were approved by the Ex-Com during its 87th meeting.

**Framework for consultations with relevant funds and financial institutions to explore the mobilization of additional financial resources for maintaining or enhancing energy efficiency when replacing HFCs with low global-warming potential refrigerants in the refrigeration and air-conditioning sector.**

The 87th meeting of the Ex-Com decided that the MLF Secretariat shall prepare, for the first meeting of the Executive Committee in 2022, a report identifying options, within the Multilateral Fund and by working with other financial institutions that financed energy efficiency and whose procedures could be compatible with those of the Multilateral Fund, for mobilizing financial resources for maintaining and/or enhancing energy efficiency when replacing HFCs with low-global-warming-potential alternatives in the relevant foam manufacturing sub-sectors and the refrigeration, air-conditioning and heat pump sectors and the MLF Secretariat, as part of the report, shall identify the relevant procedures and conditions relating to the provision of grants and other funding options by the other financial institutions for maintaining and/or enhancing energy efficiency.

## Awareness Generation

The Ozone Cell, MoEF&CC, the National Ozone Unit has undertaken comprehensive public awareness campaign to ensure that the industries and public at large are aware about the ill effects of ozone depletion, and undertake necessary ODS phase-out activities and support the policies to protect the ozone layer.

Ozone Cell has made available awareness generation material to the public on its website. Instructional training videos for RAC service technicians in 6 different languages viz. English, Hindi, Bengali, Kannada, Tamil and Gujarati have also been made available. Separately, as part of awareness generation and information dissemination activates the Ozone Cell has set up YouTube channel, Facebook and Twitter pages.

## World Ozone Day

The United Nations General Assembly in 1995 adopted a resolution which proclaims 16th September as the World Ozone Day, to commemorate the signing of the Montreal Protocol on Substances that Deplete the Ozone Layer. The Montreal Protocol came into force in 1987 and since then, 16th September of every year

is celebrated as the World Ozone Day by the Parties to the Montreal Protocol.

India has been celebrating World Ozone Day on 16 September since 1995.

During 2020, Poster making competition was organized among school children to raise awareness. In addition, the 22nd edition of booklet Titled "The Montreal Protocol : India's Success Story" which apart from the evolution of Montreal Protocol gives the various initiatives taken by the Government of India to fulfill the obligation of the Montreal Protocol, was published.

## Newsletter

Four issues of the newsletter for service technicians in Refrigeration and Air-conditioning (RAC) - newsTRAC- have been published and widely circulated.

## Meetings

- Meeting of the Standing Committee on Monitoring was held under the Chairmanship Chairman, Central Pollution Control Board (CPCB), in which the Article 7 and Country Program Progress Report (CPPR) data were recommended for approval.
- To oversee the implementation of HPMP Stage II meeting of the Project Steering Committee were convened with UNDP, UNEP and GIZ which is the lead implementing agencies for HPMP Stage II.
- Meetings of Production Quota was held for distribution of production quota of HCFC 22 for non-feedstock applications.
- Several consultative meetings were organized on a regular basis for interaction with industry, Government departments etc., on issues relating to Montreal Protocol Implementation.
- Review meetings with UNDP to discuss progress of MLF Projects implemented by UNDP were held from time to time.
- Meeting was held with the officials of Electronics Skill Sector Council of India on the Project for upskilling and certifying 100,000 RAC service technicians under the Skill India Mission.

- Training, workshops were organized across the country for RAC servicing technicians by GIZ, Government of Germany as part of the activities in the RAC Servicing Sector.
- Ten workshops for RAC dealers and other relevant Stakeholders via Video conference were held in collaboration with EESL.
- Five meetings of the Working Group of the Standard Committee on Monitoring were held to discuss applications related to use/ manufacture of Ozone Depleting Substances (ODSs) for feedstock uses, inter alia including qualifying process as feedstock use.
- Ozone Cell has made available awareness creation material to the public on its website. Instructional training videos for RAC service technicians in 6 different languages have been made.
- Ozone Cell has set up YouTube channel, Facebook and Twitter pages for awareness creation on ozone layer.
- Separate QR codes have been generated for the instructional videos for wider dissemination through print medium.
- Pamphlets and information material is brought out at regular intervals and disseminated.
- In a large exercise to provide contemporary update relevant material related to Refrigeration and air-conditioning servicing the publications brought out by Ozone Cell were sent to Government run Industrial Training Institutes (ITIs) across the country which have RAC trade vocational training.
- Central Pollution Control Board (CPCB), State Pollution Control Board's (SPCB's) and other State Government departments are being regularly updated/ informed about the ODS phase-out programme being implemented in the country.

### **Refrigeration and Air-Conditioning Servicing Sector Society (RASSS)**

The servicing sector comprises of servicing enterprises and service technicians which are mostly from unorganized and informal sector and are spread all over the country.

UNEP Regional Office for Asia and the Pacific under the guidance of the Ozone Cell, MoEF&CC encouraged the servicing sector to form RASSS. Presently RASSS has about 1500 members and 6 chapters.

### **Website**

The website of the Ozone Cell along with five project related websites were integrated into a single website and migrated to the NIC server. The website [www.ozonecell.nic.in](http://www.ozonecell.nic.in) is updated regularly.

### **MIS System for ODS phase-out activities**

A comprehensive MIS system for all activities relating to ODS phase-out including the regulatory framework under the ODS Rules, project implementation and monitoring has been developed. The MIS system was launched on the occasion of the World Ozone Day 2018 and is under implementation.

The MIS is fully operationalized and simplified provisions have been introduced for compliance by enterprises. These include registration and reporting for ODS as producer, user, importer, exporter and seller as per the various provisions of the ODS (Regulation and Control) Rules 2000 and its amendments. Provision for submission of quarterly and annual returns on ODS online by the enterprises has also been made in the MIS.

### **Activities related to the implementation of ODS Rules, 2000 and its amendments and Montreal Protocol**

Activities related to the implementation of ODS Rules, 2000 and its amendments were carried out inter alia including registration, Regulation of export/ import, issuance of production quota, monitoring and reporting.

The statutory reporting under the Montreal Protocol under Article 7 has been completed and the Country Program Progress Report (CPPR) submitted to the Secretariat of the Multilateral Fund for the implementation of the Montreal Protocol.

---

## Monitoring System in India

A detailed monitoring mechanism has been established by the Ozone Cell, MoEF&CC to ensure that the funding support provided from the MLF through implementing agencies is being fruitfully utilized by the enterprises. The key aspects relating to monitoring mechanism are as follows:

The MoEF&CC has constituted a Standing Committee on Monitoring under the Chairmanship of Chairman, CPCB with Members from concerned Departments, Industry Associations and the Ozone Cell, MoEF&CC. The Committee reviews the data collected and analysed by the Ozone Cell, MoEF&CC from ODS producers, DGFT, DGCIS, etc., on production, imports, exports and user industry in the country. The production, import and export data is collated in the Article 7 format of the Montreal Protocol for submission to the Ozone Secretariat. The Standing Committee on Monitoring is an advisory body to the ESC. The Article 7 data thus vetted by the Standing Committee on Monitoring is submitted to the ESC for its approval and then it is submitted to the Ozone Secretariat.

The Ozone Cell has been convening regular meetings with representatives of the World Bank, UNDP, UNEP, UNIDO and Bilateral Agencies with a view to note the progress of implementation and to sort out short term problems, which might occur during the implementation process. Further, Director, Ozone Cell, MoEF&CC is holding periodic meetings with industries to monitor their implementation progress for ODS phase-out.

## Awards and Recognitions

The Ozone Cell of India has been conferred with several awards/appreciations/recognitions for successful implementation of the Montreal Protocol and its ODS phase out activities.

## Other activities

- Recommendations were issued to enterprises for import and export of ODSs and ODS based equipment for getting license from the DGFT.
- Data on production, consumption, export and import of ODSs is being collected from various sources, collated and submitted to the Secretariat for the Vienna Convention and the Montreal Protocol (The Ozone Secretariat) and the CPPR to the Secretariat of the MLF for the implementation of the Montreal Protocol by the end of September each year as per the Article 7 of the Montreal Protocol.

## Key to Success

India attributes its success in achieving rapid progress of ODS phase out on the following:

- Identifying the priority sub-sectors for early phase-out.
- Choosing wisely a project portfolio with the right mix of investment and non- investment activities.
- Involving key stakeholders early in the phase-out process at both planning and implementation levels.
- Sending clear messages from the Government to various stakeholders by notifying appropriate regulations and policies.
- Awareness raising activities for key target groups.
- Increasing the capacity of the Ozone Cell by its active involvement in the Regional

Network of ODS officers and other international fora.

- To create awareness among the stakeholders producing and consuming HCFCs.
- Monitoring of production and consumption sectors for complete phase-out of ODS.
- Mechanism for more involvement of State level organizations in ODSs phase-out activities.



# 3 INDIA'S ACHIEVEMENTS TO DATE OF THE MONTREAL PROTOCOL REGIME

## Achievements

Contribution and achievements of India for the protection of the stratospheric ozone and implementation of the Montreal Protocol are multi-fold. ODS producing and consuming industry in the country were motivated by creating extensive awareness about the ill effects of the ozone layer depletion in the early stage of the Montreal Protocol. Simultaneously, activities related to the Montreal Protocol were initiated as early as in 1989 by establishing a task force for evaluating the use of ODSs and estimating sector wise consumption of ODSs.

India not only developed and put in place policies/regulations for phase-out of ODSs as per the Montreal Protocol Schedule within the country, but also played a visionary role since the inception of the Montreal Protocol including in the key policy negotiations on behalf of the developing nations.

India debated extensively to make industrialized countries to realize their historic responsibility for production, consumption and emissions of ODSs, that has caused the stratospheric ozone hole. Subsequently, India played a vital role for setting up the financial mechanism of the Montreal Protocol the

multilateral fund as early as 1990 to provide technical and financial assistance to the developing countries. Today, the financial mechanism has proved to be the key element in making the Montreal Protocol a successful Environmental Treaty.

India became a Party to the Vienna Convention for the Protection of the Ozone Layer on 18th March, 1991 and the Montreal Protocol on Substances that Deplete the Ozone Layer on 19th June, 1992. India, during the last 29 years has made outstanding contributions for the protection of ozone layer.

Comprehensive Ozone Depleting Substances (Regulation and Control) Rules, 2000 were developed and put in place under the Environment (Protection) Act 1986, which were utmost important for the successful implementation of ODS phase-out in a vast country like India. These rules set the deadlines for phasing-out of various ODSs. The unique feature of these Rules was banning the use of CFCs and halons in manufacturing of new equipment as early as from 1st January, 2003. This has not only achieved the early phase-out of CFCs and halons in the country, but also reduced the inventory of ODS based equipment which resulted in reduction of servicing requirements.

Another significant achievement was phase-out of production and consumption of virgin halons as early as 2002, being high-ODP chemicals.

India had successfully organized the 18th MOP to the Montreal Protocol, 50th Meeting of the Ex-Com of the MLF and 37th Meeting of the Implementation Committee during October- November 2006. The High Level Segment of the MOP was inaugurated by the then Hon'ble Prime Minister of India and the preparatory segment by the then Hon'ble Minister of Environment, Forest and Climate Change. A large number of Ministers of various countries headed their delegations to the MOP. The Ozone Secretariat and the Parties to the Montreal Protocol appreciated the arrangements of the meeting and hospitality of the country.

India accelerated the phase-out of production and consumption of CFCs with effect from 1st August, 2008, 17 months ahead of the Montreal Protocol schedule except use of pharmaceutical grade CFCs in manufacturing of MDIs for Asthma, COPD and other respiratory ailments within the country and other Article 5 Parties.

The Ozone Cell, MoEF&CC received "The Montreal Protocol Implementers Award, 2007" on the occasion of 20th Anniversary of the Montreal Protocol, for its extraordinary contributions in the effective implementation of the Montreal Protocol and the global effort to protect the ozone layer. "The Stratospheric Ozone Protection Award, 2008" was also conferred on Dr. A. Duraisamy, Director, Ozone Cell in recognition of his exceptional contribution to global environmental protection and for leadership in ozone layer protection by United States Environmental Protection Agency, Washington, DC.

The phase-out of ODSs in MSMEs, which were widely scattered were handled using an innovative approach, realizing that MSMEs are having relatively a large share in Indian economy. Several sector-wise umbrella projects were formulated in a number of sectors viz. aerosol sector, foam manufacturing,

refrigeration manufacturing, to cater to the needs of MSMEs. These enterprises were provided need based appropriate equipment for converting their operations from ODS to non- ODS technologies. Safety issues in using flammable propellants like Hydrocarbon Aerosol Propellant (HAP) by small aerosol fillers were addressed adequately.

The phase-out of use of CFCs in RAC Servicing Sector was an extremely challenging task because it involved the informal sector comprising of a large number of very tiny enterprises. These enterprises were located throughout the country, including in small towns and rural areas. NCCoPP and its forerunning projects (ECOFRIG and HIDECOR) not only addressed this sector in a very effective manner by training more than 20,000 servicing technicians but also provided equipment support to a large number of enterprises. This was one of the significant achievements addressing the informal sector in the country.

Another challenging task was to phase-out the production and consumption of CTC, especially in the consumption sector which involved a large number of MSMEs and tiny enterprises using CTC as solvent. This sector was successfully addressed through an umbrella project and provided technical assistance to replace CTC used in garment manufacturing as well as metal cleaning.

India successfully phased-out the production and consumption of CFCs, CTC, Methyl chloroform and halons for controlled use as of 1<sup>st</sup> January, 2010.

Another critical challenge was to phase out the use of pharmaceutical grade CFCs in manufacturing of MDIs. The National Strategy for Transition to Non-CFC MDIs and Plan for Phase-out of CFCs in the Manufacture of Pharmaceutical MDIs was implemented by UNDP as lead implementing agency, in association with UNEP and Government of Italy in close cooperation of MDI manufacturers under the guidance of Ozone Cell, MoEF&CC. The MDI manufacturers have done a commendable work and converted all the CFC based formulations of MDIs to CFC-free and placed in the

market as early as in 2011 with the due approval of Central Drug Standard Control Organization, MoHFW. India sought pharmaceutical grade CFCs through EUN only for 2010 and withdrew the nominations for 2011 in consultation with MDI manufacturers. Accordingly, India informed the 22nd MOP to the Montreal Protocol that India would not seek any CFCs for manufacturing of MDIs through EUN for 2011 and beyond. The 22nd MOP congratulated India for its outstanding contribution and achievement in this area.

The implementation of National Strategy for Transition to non-CFC MDIs and Plan for Phase-out of CFCs in Manufacturing of Pharmaceutical MDIs has resulted successful phase-out of pharmaceutical grade CFCs in manufacturing of MDIs as of December, 2012, 11 months prior to the schedule approved by the Ex-Com of the MLF. India was one of the first countries to switch over from CFC to non-ODS in MDI manufacturing.

Recognizing the importance and challenges in implementation of the accelerated phase-out of HCFCs as per the decision of the 19th MOP held in September, 2007, India initiated activities as early as 2008 and developed and launched the Roadmap for Phase-out of HCFCs in India in October, 2009 describing the long term vision and action plan. Since then, a number of activities have been carried out, including awareness workshops, collection and collation of data on consumption of HCFCs, preparation of sectoral strategies. UNDP on behalf of India prepared the HPMP Stage-I taking into account the sectoral strategies and availability of low-GWP technologies. The HPMP Stage-I was submitted to the MLF Secretariat for the consideration and approval of the 66th Ex-Com of the MLF for the Implementation of the Montreal Protocol with due approval of the MoEF&CC.

India's HPMP Stage-I was approved by Ex-Com in its 66th meeting held in April, 2012 for the period 2012-2015 to meet the 2013 and 2015 phase-out targets of HCFCs.

India successfully met the 2013 target of freeze of HCFC production and consumption and 10 % phase-out targets of HCFCs in 2015, as per the accelerated phase out schedule of the Montreal Protocol.

Through the HPMP Stage-I, a total of 341.77 ODP tonne of HCFCs have been phased out, of which 310.53 ODP tonne is of HCFC 141b in the foam manufacturing sector and 31.24 ODP tonne is for HCFC-22 in the RAC servicing sector, in accordance with the agreement between the Government of India and the Ex-Com of the MLF. The net direct emission reductions are thus 3,071,260.5 CO<sub>2</sub> eq.tonne.

## HPMP Stage II

The 72nd meeting of the Ex-Com held in May, 2014 has approved the preparation of HPMP Stage-II for India with UNDP as the lead implementing agency in association with UNEP and GIZ, Proklima, Government of Germany as cooperating agencies.

HPMP Stage-II of India has been prepared for assisting the country in achieving compliance with the Montreal Protocol phase out target for consumption of HCFCs inter alia with complete phase-out of HCFC-141b, consumed exclusively in foam manufacturing sector. India's HPMP-II also includes activities that build on already implemented HPMP Stage-I activities.

The 77th meeting of the Ex-com held from 28th November to 2nd December, 2016 approved the HCFC Phase-out Management Plan (HPMP) Stage-II for India. Under HPMP II, India has secured 48.3 million USD from the Multilateral Fund including implementing agencies support cost for phasing out 8,190 MT or 769.49 ODP tonne of HCFC consumption between 2017 to 2023, in order to meet the compliance targets under Montreal Protocol for 2020.

India has voluntarily followed a low carbon development path in HPMP Stage II, while phasing out HCFCs by adopting non-ODS, low GWP and energy-efficient technologies in its HPMP, which is

unlike growth paths taken by many countries in the developed world. The HPMP has been developed in a manner that industrial obsolescence and adverse economic impacts to the industry are minimized and the compliance targets of the Montreal Protocol are achieved.

India's HPMP has many unique initiatives both in the choice of conversion technologies adopted and in having a specific component on sector based policy development for phase out of HCFCs. The cross sectoral nature of HCFC phase-out activities has been recognized. Enabling Activities for policy development in energy efficiency, green procurement, standard development for new HCFC alternatives, cold chain development, building sector are being undertaken. Studies have been awarded in each of these areas. The study reports are under finalisation.

Successful implementation of the HPMP Stage- II in India will result in a sustainable phase-out of 769.49 ODP tons of HCFCs. Due to the relatively high GWP of HCFCs, their phase-out will result in reduced direct GHG emissions. The net contribution towards reduction of direct CO<sub>2</sub> emissions due to successful implementation of HPMP Stage-II are 4,262,100 MT CO<sub>2</sub> Eq. per year from 2020 and 7, 697, 600 MT CO<sub>2</sub> Eq. per year from 2023.

The HPMP II also provides for promotion of energy efficiency, development building codes integrating HCFC phase out issues, cold chain development with non-HCFC alternatives and development of standards for new non-ODS and low GWP alternatives, while transitioning away from HCFCs. It is expected that there would be a net direct CO<sub>2</sub>-equivalent emission reductions of about 8.5 million metric tonne annually from 2023.

Noting that MSMEs face specific challenges in terms of financing, technical resources and management bottlenecks when changing to non-ODS and low GWP alternatives, special dispensations have been made to MSMEs in the foam sector through additional funding of 40% over and above the cost-effective

threshold. Also, fixed funding allocated for extremely tiny enterprises below benchmark consumption threshold transitioning low GWP alternatives blowing agents in order to allow proper delivery of technical assistance.

In the RAC Servicing Sector 8500 technicians have been trained. Under the enabling activities, studies have been commissioned on Space cooling requirement /demand and the opportunities for the application of non-ODS and low GWP alternatives; Application of non- ODS and low GWP alternatives in Cold Chain Sector in India; Develop framework for bulk procurement of air-conditioners to promote energy efficient and climate friendly cooling equipment through study of existing technical specifications for RAC products and recommend specifications for non-ODS and low GWP equipment for including public procurement process and develop a database of service enterprises/ technicians in the states.

In a significant first, amongst the Article 5 parties (developing countries) under the Montreal Protocol, India has been able to achieve the complete phase out of HCFC 141 b in the foam manufacturing sector, as part of implementation of HPMP Stage II. HCFC 141 b is one of the most potent chemicals involved in stratospheric ozone depletion after the CFCs.

The Ozone Depleting Substances (Regulation and Control) Rules, 2000 have been amended to align with the accelerated phase-out of HCFCs. The Ozone Depleting Substances (Regulation and Control) Amendment Rules, 2014 were published on 4th April, 2014 in the Gazette of India.

Notification amending the Ozone Depleting Substances (Regulation and Control) Rules, 2000, was published in the Gazette of India on 31 December 2019, inter alia prohibiting the issuance of import license for HCFC-141b from 1st January 2020. With this notification, prohibiting the import of HCFC 141 b, the country has been made free of HCFC 141b. Simultaneously, the use of HCFC 141 b by foam manufacturing industry has also closed as on 1st

January 2020 under the Ozone Depleting Substances (Regulation and Control) Amendment Rules, 2014.

### Achievement of 1.1.2020 reduction target for HCFCs

In line with the accelerated phase out schedule of the Montreal Protocol for HCFCs to achieve 35% reduction target the production and consumption of HCFCs, India successfully achieved the reduction of consumption and production of HCFCs by 44% from the baseline. Independent verification by UNDP, the lead implementing agency for HPMP confirmed the same.

### Tranche III of HPMP Stage-II

The Ozone Cell, MoEF&CC, through the UNDP, MPU submitted the third tranche funding request for consideration of the 86th meeting of the ExCom of the MLF held in November 2020. The ExCom approved the third tranche of stage II of the HPMP for India for US \$14,792,059, and the corresponding 2021–2022 tranche implementation plan.

### Preparation of Stage-III of HPMP

Preparatory request for funding from the MLF for project preparation for Stage- III of HPMP Stage-III for the HCFC consumption sector was submitted for consideration by the ExCom at its 87th meeting held in June 2021.

The ExCom of the MLF approved the project preparation funding of US\$450,000 plus implementing agency support costs for preparation of Stage-III of HPMP for India.

### HFC - 23 incineration

India has taken a lead and issued an order for incinerating the HFC-23, a by-product of HCFC- 22 refrigerant production, voluntarily by the producers of HCFC - 22. HFC-23, a potent greenhouse gas, with GWP of 14800, is produced as a by-product of HCFC-22 manufacturing, and if vented out in environment, is a threat to the environment. India announced this step voluntarily without a commitment of financial

support from the MLF, which shows the determination and commitment of the country on climate issues.

### India Cooling Action Plan

Recognizing the cross cutting use of refrigeration and air conditioning technologies in various sectors and close linkage of energy efficiency with refrigerant transitions while phasing down HFCs, it has been decided to develop a India Cooling Action Plan. This plan would inter-alia integrate the phase out of ODSs/phase down of HFCs while maximizing energy efficiency of air-conditioning equipment's.

The ICAP shall provide a perspective plan 20-year perspective plan (2018-2038) and policy recommendations, to address the cooling requirement across sectors while providing for ways and means to provide thermal comfort and access to sustainable cooling to all, involving multi-stakeholders to synergize actions for addressing cooling demand across all areas: technology, manufacturing, energy efficiency and the environment, while reemphasizing the principles enshrined in the Country Programme of India for phase out of ODS i.e. to have minimum economic dislocation and obsolescence cost and maximize indigenous production to twin environment and economic gains.

Given the cross-cutting nature of cooling demand, the ICAP implementation proposes active collaboration among the relevant ministries as well as the private sector entities.

India is the first country in world to develop a Cooling Action Plan, which addresses cooling requirement across sectors and lists out actions which can help reduce the cooling demand. On 8th March, 2019, the then Minister of Environment, Forest and Climate Change (MoEF&CC) released the India Cooling Action Plan (ICAP). The ICAP aims to reduce both direct and indirect emissions. The thrust of the ICAP is to look for synergies in actions for securing both environmental and socio- economic benefits. The overarching goal of ICAP is to provide sustainable cooling and thermal comfort for all while securing environmental and socio-economic benefits for the society.



Launch of India Cooling Action Plan by the then Hon'ble Minister of Environment, Forest and Climate Change on 8th March, 2019 at New Delhi, India

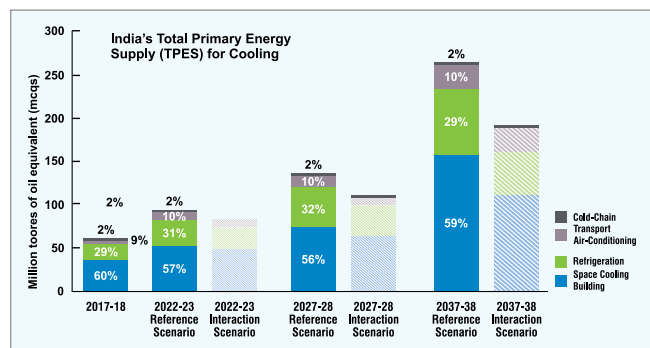
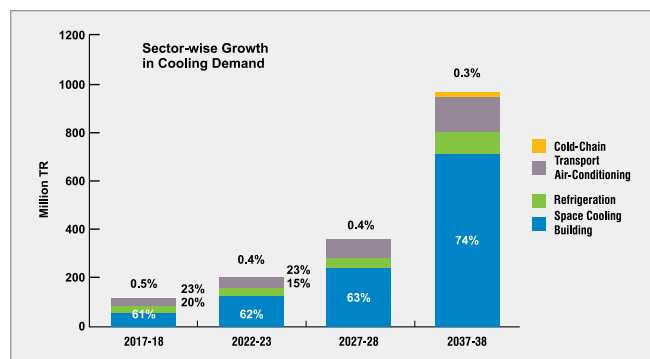
The India Cooling Action sets the following goals:

- (i) reduce cooling demand across sectors by 20% to 25% by 2037-38,
- (ii) reduce refrigerant demand by 25% to 30% by 2037-38,
- (iii) Reduce cooling energy requirements by 25% to 40% by 2037-38,
- (iv) recognize “cooling and related areas” as a thrust area of research under national S&T Programme,
- (v) training and certification of 100,000 servicing sector technicians by 2022-23, synergizing with Skill India Mission. These actions will have significant climate benefits.

The following benefits would accrue to the society over and above the environmental benefits:

- (i) Thermal comfort for all - provision for cooling for EWS and LIG housing,
- (ii) Sustainable cooling - low GHG emissions related to cooling,
- (iii) Doubling Farmers Income - better cold chain infrastructure - better value of produce to farmers, less wastage of produce,
- (iv) Skilled workforce for better livelihoods and environmental protection,
- (v) Make in India - domestic manufacturing of air-conditioning and related cooling equipment's,
- (vi) Robust R&D on alternative cooling technologies - to provide push to innovation in cooling sector.

Cooling is also linked to human health and productivity. Linkages of cooling with Sustainable Development Goals (SDGs) are well acknowledged. The cross-sectoral nature of cooling and its use in development of the economy makes provision for



cooling an important developmental necessity. The development of ICAP has been a multi- stakeholder inclusive encompassing different Government Ministries/Departments/ Organizations, Industry and Industry Associations, Think tanks, Academic and R&D institutions.

India is the first country in world to develop a Cooling Action Plan, which aims to reduce both direct and indirect emissions.

The ICAP has been appreciated internationally as an important policy initiative which has the potential to provide socio-economic and environmental benefits related to reduced refrigerant use, climate change mitigation and SDGs. The concept of development of National Cooling Action Plans which have an integrated long term view of cooling requirement across sectors has been recognized globally.

The United Nations Secretary General in his message on World Ozone day 2019 has highlighted the need for all countries to develop national cooling action plans. This step taken by India has led to a global recognition of this important policy initiative which

can help in climate action and achievement of sustainable development goals.

The thematic working group on Space Cooling had five meetings during which action points for implementing the recommendations have been finalized. The meeting of the Steering Committee finalized the action points for implementation by the concerned agencies.

India Cooling Action Plan may accessed at <http://ozonecell.nic.in/wp-content/uploads/2019/03/INDIA-COOLING-ACTION-PLAN-e-circulation-version080319.pdf>

### Training and Certification of Refrigeration and Air-conditioning Service technicians under Skill India Mission

The Ozone Cell, MoEFCC had developed a project jointly with the Electronic Sector Skill Council of India (ESSCI) for upskilling and certifying 100,000 RAC service technicians under the Skill

India Mission - Pradhan Mantri Kaushal Vikas Yojana (PMKVY) of Ministry of Skill development. Through this proposal not only the livelihood opportunities of the RAC service technicians working in the informal sector would be enhanced through upskilling and certification but most importantly this would have significant positive environmental impacts through reduction leakage of refrigerants and increase in the energy efficiency in the operation of RAC equipment.

### Upskilling air-conditioner service technicians under Pradhan Mantri Kaushal Vikas Yojana

A Memorandum of Understanding (MoU) was signed between the Ministries of Environment, Forest and Climate Change and Skill Development and Entrepreneurship on 2nd August, 2018. The two Ministries have agreed to jointly undertake upskilling and certification of 100,000 RAC service technicians on good servicing practices and knowledge of alternative refrigerants to ozone-depleting chemicals. The project will be funded under the Skill India Mission - Pradhan Mantri Kaushal Vikas Yojana (PMKVY).

A mobile application developed by Electronic Sector Skill Council of India and Ozone Cell for the trainees under the project for continuous information exchange with the service technicians was also launched on the occasion. The mobile app will host training material and instruction videos for the service technicians. In addition, instructional videos were also launched on the occasion. The videos have been developed for the service technicians on various aspects of good servicing practices prepared in four regional languages and Hindi to have a wider accessibility. The videos have been jointly developed by the Ozone Cell and Energy Efficiency Services Ltd in collaboration with UNEP.

The skilling and certification of technicians under PMKVY will have twin benefits of significant environmental benefits and a positive influence on the livelihoods of technicians.

The project will also include train-the-trainer programmes, updating of National Occupational Standards, and certification. The project is being implemented by the Electronic Sector Skill Council of India (ESSCI) and the Ozone Cell, MoEFCC and supported by industry and service sector associations for creating awareness and mobilisation of candidates.

Since India is party to the Montreal Protocol on Substances that Deplete the Ozone Layer, the country is in the process of phasing out Ozone Depleting Substances (ODS) and in the future, even non-ODS gases with high global warming potential will be phased down. The alternative refrigerants have issues like flammability and toxicity concerns. As a result, skill training for technicians is of paramount importance, not only for improving employment opportunities, but also in educating them about safety requirement, energy efficiency and refrigerant leak minimisation.

Thirty Eight Thousand Service Technicians have been up-skilled and certified, as part of Memorandum of Understanding (MoU) between the Ministries of

Environment, Forest and Climate Change and Skill Development and Entrepreneurship, to upskill and certify 100,000 RAC service technician. The following benefits are available to qualified candidates under PMKVY: Rs. 500 incentive for training, Certificate under National skill Qualification Framework, Rs. 2 lakh accident insurance for three year period, facility for MUDRA loan. The skilling and certification of technicians under PMKVY will have twin benefits of significant environmental benefits and a positive influence on the livelihoods of technicians. This is an important first step to recognize the role of RAC service sector in ozone layer protection and climate change mitigation. Skilling and certification of technicians shall also lead to :

(i) increased business by Skill enhancement and certification, (ii) better employment opportunity, (iii) recognition of quality service, (iv) customer satisfaction, (v) better personal safety, and (vi) environment Protection through - Reduced refrigerant leakage and Continued energy efficient operation of serviced air conditioner.

Noting that this project would not only improve the livelihood opportunities of the RAC service technicians working in the informal sector though upskilling and certification, but most importantly this would have significant positive environmental impacts through reduction leakage of refrigerants and increase in the energy efficiency in the operation of RAC equipment, the MoEF&CC is pursuing the matter with MSDE for completing the upskilling and certification of balance RAC service technicians.

#### **Competency Enhancement of System Houses and Micro, Small and Medium enterprises (MSMEs) in foam manufacturing sector**

A Memorandum of Agreement (MOA) has been signed between the Central Institute of Plastics Engineering & Technology, Department of Chemicals & Petrochemicals, Ministry of Chemicals & Fertilizers, Govt. of India and the Project Management Unit, Ozone Cell, Ministry of Environment Forest and Climate Change (MoEF&CC), Government of India to

develop Competency Enhancement framework and facilities for System Houses and foam manufacturing enterprises especially MSMEs.

CIPET is a premier institute in the country in the area of plastic engineering and technology and has emerged as a global institution renowned for its research & development in the niche areas of Polymer Science & Technology and high-quality Education & Skill development in the field of plastics. With the MoA, CIPET and Ozone Cell have agreed to undertake Competency Enhancement of System Houses and Micro, Small and Medium enterprises in the foam manufacturing sector for ensuring smooth and sustainable phase out of HCFC-141b.

A Technical Assistance facility is being established at Laboratory for Advanced Research in Polymeric Materials (LARPM) CIPET, Bhubaneswar for providing training and testing facilities to System Houses and foam manufacturing enterprises covered under HPMP as part of MoA signed between CIPET, DCPC and Ozone Cell MoEF&CC. In this regard, a meeting and visit to LARPM, CIPET was made on 31st January, 2019 at LARPM, CIPET, Bhubaneswar.

The technical assistance facility at CIPET would assist in. (i) customizing trials, (ii) evaluation, testing, (iii) modification/validation of non- HCFC formulations for applications, and (iv) technical resources and training center.


CIPET has been continuously assisting enterprises for stabilizing alternative technologies. The assisted enterprises have been able to move toward adoption of alternatives at commercial scale.

#### **Kigali Amendment**

India provided strong political and policy leadership during the negotiations for the Kigali Amendment to the Montreal Protocol. The role of India was crucial in the adoption of the Kigali Amendment to the Montreal Protocol. The success of negotiations at Kigali is a result of the spirit of collective action, accommodation and flexibility by all the parties to ensure the best possible outcome which addresses

the needs of all countries and leads to maximum climate benefits.

India piloted the concept of two base lines for the developing countries (group 1: 2020-2021- 2022; China and others, and group 2: 2024- 2025-2026; India and others) and a differentiated phased down time schedule to factor in the needs of developing countries. This was the first time in the Montreal Protocol that the concept of two baseline has been adopted both for developed and developing countries.



The freeze for the production and consumption of HFCs for India would be in 2028. The freeze year can be deferred to 2030 subject to technology review. In addition to production and consumption of HFCs in the baseline year, 65% of HCFC baseline has also been added to provide for adequate carbon space for the development of the country. India has undertaken to complete its phase down in 4 steps from 2032 onwards with cumulative reduction of 10% in 2032, 20% in 2037, 30% in

2042 and 85% in 2047. This agreement facilitates adequate carbon space for growth on domestic industry while minimizing the cost to the economy and consumers during the transition period.

On India's initiative, energy efficiency was included for the first time in the Montreal Protocol as an

agreed finance solution while phasing down HFCs. India provided strong political and policy leadership during the negotiations for the Kigali Amendment to the Montreal Protocol. Funding for R&D and servicing sector in developing countries has also been included in the agreed solutions on finance.

India has been able to secure an agreement that provides adequate space for growth of our economy, while providing adequate time for industry to shift to sustainable alternatives in the interest of environment. The agreed arrangements will minimize the cost to consumers in transitioning away from HFCs and provide for domestic innovation to develop in the sector of new generation refrigerants and related technologies.

### Ratification of Kigali Amendment by India

The Union Cabinet in its meeting held on 18 August 2021 approved the Ratification of Kigali Amendment to the Montreal Protocol for phasedown of Hydrofluorocarbons by India. The Union Cabinet also decided that National strategy for phase down of Hydrofluorocarbons after required consultation with all the industry stakeholders will be developed by 2023.

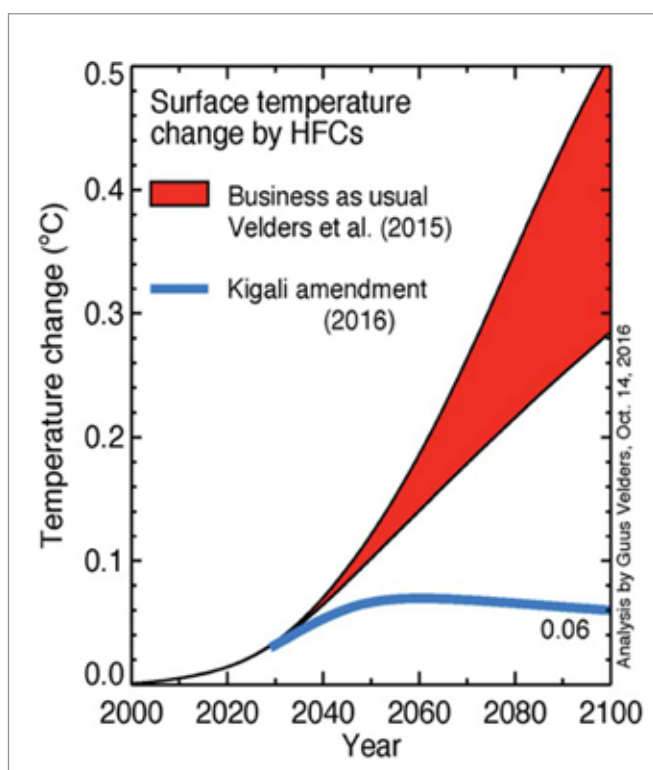
### Funding request from MLF for developing National strategy for HFC phase down

In line with the Cabinet Decision, a proposal for funding request for development of a national policy framework in due consultation with all the concerned stakeholders for gradual phase down of production and consumption of HFCs and the national strategy for phasedown of HFCs including framework for licensing and reporting obligations, has been developed in cooperation with UNEP. The MOEF&CC has appointed UNEP as the implementing agency or enabling activities under the Kigali Amendment. The proposal has been submitted to the Multilateral Fund Secretariat for placing before the Executive Committee for consideration and approval.

## Negotiations in Montreal Protocol Meetings

India actively participated in the deliberations on the cost guidelines and able to secure the incorporation of provision for adequate funding for energy efficiency and servicing sector in the negotiating text of the Cost Guidelines.

On India's initiative, it was agreed in 2016 at Kigali, Rwanda that the MLF shall develop a cost guidance for maintaining or increasing the energy efficiency in the RAC equipment while making refrigerant transition while phasing down HFCs under the Montreal Protocol.



*Estimated Climate Impact of Kigali Amendment by 2100*

India piloted Decision XXIX/10 in the 29th MOP on Issues related to energy efficiency while phasing down HFCs. Under the Decision of the MOP, the TEAP of the Montreal Protocol shall submit a focused report inter alia on technology and capacity building requirements, Related costs including capital and operating costs in relation to maintaining and/or enhancing energy efficiency in the refrigeration, air-conditioning and heat-pump sectors, including

in high-ambient-temperature conditions, while phasing down HFCs under the Kigali Amendment to the Montreal Protocol. This is an important step for moving towards integration of Energy efficiency issues under Montreal Protocol. India further along with Africa and GCC countries piloted decision XXX/5, proposing access of Article 5 parties to energy-efficient technologies in the RACHP sector, in particular, domestic air-conditioning and commercial refrigeration taking into account geographical regions, including countries with HAT conditions. Decision XXIX/10, followed by XXX/5 are significant steps towards maintaining and/or enhancing energy efficiency of RAC equipment with refrigerant transition under HFC phase down, which will enhance the overall climate benefit.

India submitted a CRP along with other proponents on the progress by the Ex-Com of the MLF in the development of guidelines for financing the phase-down of HFCs. India piloted the Decision XXX/4 of the MOP for the Ex-Com to keep presenting the progress in the development of the guidelines to the Parties annually and also obtain comments and views of the parties before finalization of the guidelines.

India piloted the adoption of Decision 82/83 by the Ex-Com of MLF for the Implementation of the Montreal Protocol in December 2018 where inter alia it had been decided to discuss the operationalization development cost guidance with respect to maintenance and /or enhancement of energy efficiency while phasing down HFCs.

India piloted decision XXXI/7 along with other proponents for continued provision of information on energy-efficient and low GWP technologies. The decision takes note of the reports brought out by the Technology and Economic Assessment Panel (TEAP) on issues related to energy efficiency while phasing down hydrofluorocarbons and the cost and availability of low global-warming-potential technologies and equipment that maintain or enhance energy efficiency. The Decision requests



TEAP to prepare a report addressing any new developments with respect to best practices, availability, accessibility and cost of energy efficient technologies in RACHP sector as regards the implementation of the Kigali Amendment. These reports forms the basis of operationalization of the Kigali Amendment to the Montreal Protocol specifically with respect to the linkage between energy efficiency and Hydrofluorocarbon (HFC) phase down.

In line with decision XXXI/7, during the 43rd meeting of the OEWG held virtually from 14-17 July 2021, the Energy efficiency Task Force of the TEAP presented the updated report on continued provision of information on energy-efficient and low-global-warming-potential technologies. Discussions on the report will further continue at the Joint 12th Conference of Parties (COP) to the Vienna Convention and 33rd MOP scheduled from 23-29 October 2021.

Decision XXIX/10, followed by XXX/5 and XXXI/7 are significant steps towards maintaining and/or enhancing energy efficiency of RAC equipment with refrigerant transition under HFC phase down, which will enhance the overall climate benefit.

During the Joint 12th COP (Part 1) and 32nd MOP, regarding Replenishment of the MLF for Implementation of the Montreal Protocol the decision for an interim budget for the triennium 2021–2023, and to authorize the use of rollover funds from the current triennium was adopted in the J. The interim budget would be in effect until the parties adopted a replenishment decision with a revised budget, as planned for 2021. Another draft decision, that the parties would authorize the Ozone Secretariat to organize an extraordinary meeting of the parties in 2021, at which the parties would consider the replenishment of the Multilateral Fund for the triennium 2021–2023, was also adopted.

Representatives of India participated actively in the deliberations. On the issue of interim budget, representatives of India emphasized the need for

prioritizing the available unspent funds of US\$268 million with the MLF for the year 2021, as part of the triennium 2021-2023 and until such time as the Parties adopt a final decision on replenishment. Representatives of India further emphasized that the final budget for the triennium, 2021-2023 should include regular contributions from the Non-Article-5 Parties, based on the final negotiated replenishment, for the triennium 2021-2023. Both the suggestions of India were included in the final decision adopted by the Parties.

On the issue relating to membership of the TEAP, the representative of India, supported by Armenia, Georgia, Kyrgyzstan, the Republic of Moldova, Tajikistan, Turkmenistan, Ukraine and Uzbekistan, introduced a CRP proposing nomination for a senior expert member of the TEAP. Since there were other nominations for senior expert members and Co-Chairs of the TEAP and TOCs, proposed by different Parties. It was agreed all the nominations for senior experts may be made for a period of one year. Several Parties, emphasizing the need for continuity of Co-chairs to guide the TEAP, proposed that the Co-chairs may be nominated for 4 years, which was agreed by the Parties.

The 4th Ex-MOP held in May 2021 adopted a decision payment of national contributions to the MLF for 2021. The draft decision recognizes that the receipt of contributions to the MLF in 2021, before a final decision on the budget for the triennium 2021–2023 by the MOP, would help ensure the continued functioning of the MLF during 2021.

The 86th Intersessional Approval Process meeting of the Ex-Com of the MLF held from 16th to 27 November 2020, in which the ExCom approved the third tranche of stage II of the HPMP for India for US \$14,792,059, and the corresponding 2021–2022 tranche implementation plan.

During the 87th Intersessional Approval Process meeting of the Ex-Com of the MLF held from 15 June 2021 to 2 July 2021, guidelines for preparation of

---

HFC phase down plans for Article 5 countries were approved by the Ex-Com .

The 87th meeting of Ex-Com on the issue of energy efficiency decided that the MLF Secretariat shall prepare, for the first meeting of the Ex-Com in 2022, a report identifying options, within the MLF and by working with other financial institutions that financed energy efficiency and whose procedures could be compatible with those of the Multilateral Fund, for mobilizing financial resources for maintaining and/or enhancing energy efficiency when replacing HFCs with low-global-warming-potential alternatives in the relevant foam manufacturing sub-sectors and the refrigeration, air-conditioning and heat pump sectors and the MLF Secretariat, as part of the report, shall identify the relevant procedures and conditions relating to the provision of grants and other funding options by the other financial institutions for maintaining and/or enhancing energy efficiency.

#### **Website and MIS**

The website of the Ozone Cell along with five project related websites were integrated into a single website and migrated to the NIC server. The website [www.ozonecell.nic.in](http://www.ozonecell.nic.in) is updated regularly

The comprehensive MIS system for all activities relating to ODS phase out including regulatory

framework under the ODS (Regulation and Control) Rules 2000 and its amendments is fully operationalized and simplified provisions have been introduced for compliance by enterprises with respect to registration and reporting of ODS including submission of online quarterly and annual returns

#### **Awards & Appreciations received**

The Ozone Cell of India has been conferred with several awards/appreciations/recognitions for successful implementation of the Montreal Protocol and its ODS phase out activities.

On the 30th anniversary of the Montreal protocol, the Ozone Secretariat in cooperation with Government of Canada, hosted the Award distribution ceremony on 23rd November 2017. The Award were handed over by Ms Catherine McKenna, Minister of Environment, Government of Canada, at the glittering Award Ceremony.

Late Shri Anil Madhav Dave, the then Hon'ble Minister for State (independent charge) environment, forest and climate change, Government of India was given the Ozone Award under the Political Leadership category for the Leadership provided by India during the Kigali Amendment Negotiations.

# 4 HOW CAN YOU HELP TO PROTECT THE OZONE LAYER?

**“Being Ozone friendly”** means taking individual action to reduce and eliminate impacts on the stratospheric ozone layer caused by the products that you buy, the appliances and equipment that your household or business uses, or the manufacturing process used by your company. Products made with, or containing ODSs such as CFCs, CTC, HCFCs, halons, methyl chloroform and methyl bromide can contribute to ozone layer depletion.

## **Actions that an individual can take to protect the ozone layer:**

### **Be an Ozone-friendly consumer**

Buy products (aerosol spray cans, refrigerators, air-conditioners, MDIs, fire extinguishers, etc.) that are labelled “ozone friendly” or “CFC free”. The product labels should indicate that they do not contain ODSs such as CFCs or halons. Ask for more information from the seller to ensure that the product is ozone friendly. Tell your neighbour that you are the proud owner of “ozone friendly” products.

### **Be an ozone-friendly homeowner**

Dispose of old refrigerators and appliances responsibly. CFC and HCFC refrigerants should be

removed from an appliance before it is discarded. Portable halon fire extinguishers that are no longer needed should be returned to your fire protection authority for recycling. Consider purchasing new fire extinguishers that do not contain halon (e.g. dry powder) as recommended by your fire protection authority.

### **Be an ozone-friendly farmer**

If you use methyl bromide for soil fumigation, consider switching to effective and safe alternatives that are currently being used in many countries to replace this ozone damaging pesticide. Consider options such as integrated pest management that do not rely on costly chemical inputs. If you don’t currently use methyl bromide, don’t begin to use it now (you will have to get rid of it in the future).

### **Be an ozone-friendly refrigeration servicing Technician**

Ensure that the refrigerant you recover from air conditioners, refrigerators or freezer during servicing is not “vented” or released to the atmosphere. Regularly check and fix leaks before they become a problem. Start refrigerant recovery and recycling programme in your area.

---

### Be an ozone-friendly office worker

Help your company in identifying which of the existing equipments (e.g. water coolers, air- conditioners, cleaning solvents, fire extinguishers etc.) are based on ODSs. Develop a plan replacing them with cost-effective non- ODS based equipments/products. Become an environmental leader within your office.

### Be an ozone-friendly company

Replace ODSs used in your premises and in your manufacturing processes. Contact your NOU to see if you are eligible for financial and technical assistance from the MLF. The products manufactured in your company are based on ODSs, plan and implement conversion of production line to non-ODSs technologies that do not destroy ozone layer.

### Be an ozone-friendly teacher

Inform your students about the importance of protecting the environment and in particular, the ozone layer. Teach students about the damaging impact of ODSs on ozone layer, health and what steps

are being taken internationally and nationally to solve this problem. Encourage your students to spread the message to their families.

### Be an ozone-friendly community organizer

Inform your family, neighbours and friends about the need to protect the ozone layer and help them get involved. Work with NGOs to help the community. Start information campaigns and technical assistance projects to phase out ODSs in your city, town or village.

### Be an ozone-friendly citizen

Read and learn more about the effects of ozone depletion on people, animals and the environment. Also learn about your national strategy and policies to implement the Montreal Protocol and ODS phase-out program in your country. Get in touch with your country's NOU and learn how you can get involved on an individual level.

Website: [www.ozonecell.nic.in](http://www.ozonecell.nic.in)

# 5 OZONE IN OUR ATMOSPHERE

## Twenty Questions and Answers about the Ozone Layer

### Q.1. What is ozone and where is it in the atmosphere?

Ozone is a gas that is naturally present in our atmosphere. Each ozone molecule contains three atoms of oxygen and is denoted chemically as O<sub>3</sub>. Ozone is found primarily in two regions of the atmosphere. About 10% of atmospheric ozone is in the troposphere, the region closest to Earth (from the surface to about 10-16 kilometers (6-10 miles)). The remaining ozone (about 90%) resides in the stratosphere between the top of the troposphere and about 50 kilometers (31 miles) altitude. The large amount of ozone in the stratosphere is often referred to as the “ozone layer.”

### Q.2. How is ozone formed in the atmosphere?

Ozone is formed throughout the atmosphere in multistep chemical processes that require sunlight. In the stratosphere, the process begins with an oxygen molecule (O<sub>2</sub>) being broken apart by UV radiation from the Sun. In the lower atmosphere

(troposphere), ozone is formed by a different set of chemical reactions that involve naturally occurring gases and those from pollution sources.

### Q.3. Why do we care about atmospheric ozone?

Ozone in the stratosphere absorbs a large part of the Sun’s biologically harmful UV radiation. Stratospheric ozone is considered “good” ozone because of this beneficial role. In contrast, ozone formed at Earth’s surface in excess of natural amounts is considered “bad” ozone because it is harmful to humans, plants, and animals. Natural ozone near the surface and in the lower atmosphere plays an important beneficial role in chemically removing pollutants from the atmosphere.

### Q.4. How is total ozone distributed over the globe?

The distribution of total ozone over the Earth varies with location on timescales that range from daily to seasonal. The variations are caused by large-scale movements of stratospheric air and the chemical production and destruction of ozone. Total ozone is generally lowest at the equator and highest in Polar Regions.



#### Q.5. How is ozone measured in the atmosphere?

The amount of ozone in the atmosphere is measured by instruments on the ground and carried aloft on balloons, aircraft, and satellites. Some instruments measure ozone locally by continuously drawing air samples into a small detection chamber. Other instruments measure ozone remotely over long distances by using ozone's unique optical absorption or emission properties.

#### Q.6. What are the principal steps in stratospheric ozone depletion caused by human activities?

The initial step in the depletion of stratospheric ozone by human activities is the emission, at Earth's surface, of gases containing chlorine and bromine. Most of these gases accumulate in the lower atmosphere because they are unreactive and do not dissolve readily in rain or snow. Natural air motions transport these accumulated gases to the stratosphere, where they are converted to more reactive gases. Some of these gases then participate in reactions that destroy ozone. Finally, when air returns to the lower atmosphere, these reactive chlorine and bromine gases are removed from Earth's atmosphere by rain and snow.

#### Q.7. What emissions from human activities lead to ozone depletion?

Certain industrial processes and consumer products result in the emission of ODSs to the atmosphere. ODSs are manufactured halogen source gases that are controlled worldwide by the Montreal Protocol. These gases bring chlorine and bromine atoms to the stratosphere, where they destroy ozone in chemical reactions. Important examples are the CFCs, once used in almost all refrigeration and air conditioning systems, and the halons, which were used in fire extinguishers. Current ODS abundances in the atmosphere are known directly from air sample measurements.

#### Q.8. What are the reactive halogen gases that destroy stratospheric ozone?

Emissions from human activities and natural processes represent a large source of chlorine- and bromine containing gases that enter the stratosphere. When exposed to ultraviolet radiation from the Sun, these halogen source gases are converted to more reactive gases containing chlorine and bromine. Some reactive gases act as chemical reservoirs that convert to form the most reactive gases, namely chlorine monoxide (ClO) and bromine monoxide (BrO). The most reactive gases participate in catalytic reactions that efficiently destroy ozone. Most volcanoes emit some reactive halogen gases that readily dissolve in water and are usually washed out of the atmosphere before they can reach the stratosphere.

#### Q.9. What are the chlorine and bromine reactions that destroy stratospheric ozone?

Reactive gases containing chlorine and bromine destroy stratospheric ozone in "catalytic" cycles made up of two or more separate reactions. As a result, a single chlorine or bromine atom can destroy many thousands of ozone molecules before it leaves the stratosphere. In this way, a small amount of reactive chlorine or bromine has a large impact on the ozone layer. A special situation develops in Polar Regions in the late winter/early spring season where large enhancements in the abundance of the most reactive gas, chlorine monoxide, leads to severe ozone depletion.

#### Q.10. Why has an "ozone hole" appeared over Antarctica when ODSs are present throughout the stratosphere?

ODSs are present throughout the stratospheric ozone layer because they are transported great distances by atmospheric air motions. The severe depletion of the Antarctic ozone layer known as the "ozone hole" occurs because of the special atmospheric and chemical conditions that exist there and nowhere else on the globe. The very low winter temperatures in the Antarctic stratosphere cause polar stratospheric

clouds (PSCs) to form. Special reactions that occur on PSCs, combined with the relative isolation of polar stratospheric air, allow chlorine and bromine reactions to produce the ozone hole in Antarctic springtime.

#### Q.11. How severe is the depletion of the Antarctic ozone layer?

Severe depletion of the Antarctic ozone layer was first reported in the mid- 1980s. Antarctic ozone depletion is seasonal, occurring primarily in late winter and early spring (August- November). Peak depletion occurs in early October when ozone is often completely destroyed over a range of altitudes, thereby reducing total ozone by as much as two-thirds at some locations. This severe depletion creates the “ozone hole” apparent in images of Antarctic total ozone made using satellite observations. In most years the maximum area of the ozone hole far exceeds the size of the Antarctic continent.

#### Q.12. Is there depletion of the Arctic ozone layer?

Yes, significant depletion of the Arctic ozone layer now occurs in most years in the late winter/ early spring period (January-March). However, the maximum depletion is less severe than that observed in the Antarctic and is more variable from year to year. A large and recurrent “ozone hole,” as found in the Antarctic stratosphere, does not occur in the Arctic.

#### Q.13. How large is the depletion of the global ozone layer?

Depletion of the global ozone layer began gradually in the 1980s and reached a maximum of about 5% in the early 1990s. The depletion has lessened since then and now is about 3.5% averaged over the globe. The average depletion exceeds the natural year-to-year variations of global total ozone. The ozone loss is very small near the equator and increases with latitude toward the poles. The larger polar depletion is attributed to the late winter/early spring ozone destruction that occurs there each year.

#### Q.14. Do changes in the Sun and volcanic eruptions affect the ozone layer?

Yes, factors such as changes in solar radiation, as well as the formation of stratospheric particles after volcanic eruptions, do influence the ozone layer. However, neither factor can explain the average decreases observed in global total ozone over the last three decades. If large volcanic eruptions occur in the coming decades, ozone depletion will increase for several years afterwards.

#### Q.15. Are there controls on the production of ODSs?

Yes, the production and consumption of ODSs are controlled under a 1987 international agreement known as the “Montreal Protocol on Substances that Deplete the Ozone Layer” and by its subsequent Amendments and Adjustments. The Protocol, now ratified by all 197 United Nations members, establishes legally binding controls on national production and consumption of ODSs. Production and consumption of all principal ODSs by developed and developing nations will be almost completely phased out before the middle of the 21st century.

#### Q.16. Has the Montreal Protocol been successful in reducing ODSs in the atmosphere?

Yes, as a result of the Montreal Protocol, the overall abundance of ODSs in the atmosphere has been decreasing for about a decade. If the nations of the world continue to comply with the provisions of the Montreal Protocol, the decrease will continue throughout the 21st century. Those gases that are still increasing in the atmosphere, such as halon-1301 and HCFC-22, will begin to decrease in the coming decades if compliance with the Protocol continues. Only after midcentury will the effective abundance of ODSs fall to values that were present before the Antarctic ozone hole was observed in the early 1980s.

---

**Q.17. Does depletion of the ozone layer increase ground-level UV radiation?**

Yes, UV radiation at Earth's surface increases as the amount of overhead total ozone decreases, because ozone absorbs UV radiation from the Sun. Measurements by ground-based instruments and estimates made using satellite data provide evidence that surface ultraviolet radiation has increased in large geographic regions in response to ozone depletion.

**Q.18. Is depletion of the ozone layer the principal cause of climate change?**

No, ozone depletion itself is not the principal cause of climate change. Changes in ozone and climate are directly linked because ozone absorbs solar radiation and is also a greenhouse gas. Stratospheric ozone depletion and increases in global tropospheric ozone that have occurred in recent decades have opposing contributions to climate change. The ozone-depletion contribution, while leading to surface cooling, is small compared with the contribution from all other greenhouse gas increases, which leads to surface warming. The total forcing from these other greenhouse gases is the principal cause of observed and projected climate change. Ozone depletion and climate change are indirectly linked because both ODSs and their substitutes are greenhouse gases.

**Q.19. Have reductions of ODSs under the Montreal Protocol also protected Earth's climate?**

Yes. All ODSs are also greenhouse gases that contribute to climate forcing when they accumulate in the atmosphere.

Montreal Protocol controls have led to a substantial reduction in the emissions of ODSs over the last two decades. These reductions have provided the added benefit of reducing the human contribution to climate change while protecting the ozone layer. Without Montreal Protocol controls, the climate forcing contribution from annual ODS emissions could now be 10-fold larger than its present value, which would be a significant fraction of the climate forcing from current CO emissions.

**Q.20. How is ozone expected to change in the coming decades?**

Substantial recovery of the ozone layer from the effects of ODSs is expected near the middle of the 21st century, assuming global compliance with the Montreal Protocol. Recovery will occur as ODSs and reactive halogen gases in the stratosphere decrease in the coming decades. In addition to responding to ODSs, future ozone amounts will increasingly be influenced by expected changes in climate. The resulting changes in stratospheric ozone will depend strongly on the geographic region. During the long recovery period, large volcanic eruptions could temporarily reduce global ozone amounts for several years.

# HIGHLIGHTS OF SCIENTIFIC ASSESSMENT OF OZONE DEPLETION, 2018

Actions taken under the Montreal Protocol have led to decreases in the atmospheric abundance of controlled ozone-depleting substances (ODSs) and the start of the recovery of stratospheric ozone. The atmospheric abundances of both total tropospheric chlorine and total tropospheric bromine from long-lived ODSs controlled under the Montreal Protocol have continued to decline since the 2014 Assessment. The weight of evidence suggests that the decline in ODSs made a substantial contribution to the following observed ozone trends: The Antarctic ozone hole is recovering, while continuing to occur every year. As a result of the Montreal Protocol much more severe ozone depletion in the polar regions has been avoided. Outside the polar regions, upper stratospheric ozone has increased by 1-3% per decade since 2000. No significant trend has been detected in global (60°S-60°N) total column ozone over the 1997-2016 period with average values in the years since the last Assessment remaining roughly 2% below the 1964-1980 average. Ozone layer changes in the latter half of this century will be complex, with projected increases and decreases in different regions. Northern Hemisphere mid-latitude total column ozone is expected to return to 1980

abundances in the 2030s, and Southern Hemisphere mid-latitude ozone to return around mid-century. The Antarctic ozone hole is expected to gradually close, with springtime total column ozone returning to 1980 values in the 2060s.

The Kigali Amendment is projected to reduce future global average warming in 2100 due to hydrofluorocarbons (HFCs) from a baseline of 0.3-0.5 °C to less than 0.1 °C. The magnitude of the avoided temperature increase due to the provisions of the Kigali Amendment (0.2 to 0.4°C) is substantial in the context of the 2015 Paris Agreement, which aims to keep global temperature rise this century to well below 2 °C above pre-industrial levels.

There has been an unexpected increase in global total emissions of CFC-11. Global CFC-11 emissions derived from measurements by two independent networks increased after 2012, thereby slowing the steady decrease in atmospheric concentrations reported in previous Assessments. The global concentration decline over 2014 to 2016 was only two-thirds as fast as it was from 2002 to 2012. While the emissions of CFC-11 from eastern Asia have increased since 2012, the contribution of this region to the global emission rise

---

is not well known. The country or countries in which emissions have increased have not been identified.

Sources of significant carbon tetrachloride emissions, some previously unrecognised, have been quantified. These sources include inadvertent by-product emissions from the production of chloromethanes and perchloroethylene, and fugitive emissions from the chlor-alkali process. The global budget of carbon tetrachloride is now much better understood than was the case in previous Assessments, and the previously identified gap between observation-based and industry-based emission estimates has been substantially reduced.

Continued success of the Montreal Protocol in protecting stratospheric ozone depends on continued compliance with the Protocol. Options available to hasten the recovery of the ozone layer are limited, mostly because actions that could help significantly have already been taken.

Remaining options such as complete elimination of controlled and uncontrolled emissions of substances such as carbon tetrachloride and dichloromethane; bank recapture and destruction of CFCs, halons, and HCFCs; and elimination of HCFC and methyl bromide production would individually lead to small-to-modest ozone benefits. Future emissions of carbon dioxide, methane, and nitrous oxide will be extremely important to the future of the ozone layer through their effects on climate and on atmospheric chemistry. Mitigation of nitrous oxide emissions would also have a small-to-modest ozone benefit.

Text Extracted from "World Meteorological Organization (WMO), Executive Summary: Scientific Assessment of Ozone Depletion: 2018, World Meteorological Organization, Global Ozone Research and Monitoring Project

- Report No. 58, 67 pp., Geneva, Switzerland, 2018."



# KEY FINDINGS OF TECHNOLOGY AND ECONOMIC ASSESSMENT PANEL (TEAP)-2018

The Montreal Protocol continues to be effective because control measures have created incentives for new technology, because enterprises and organizations have worked diligently to implement new technology and because the Multilateral Fund (MLF) has financed the agreed incremental costs of the transition for Article 5 parties. As each production and consumption phase-out milestone have been achieved, the implementation of new phases of technology have further ratcheted down the production, use, and emissions of ODSs most of which are also potent greenhouse gases. Through these efforts, the world has avoided the substantial economic, environmental and health consequences of increases in both ultraviolet radiation and global warming.

Since the 2014 TEAP Assessment Report, important technical developments have taken place as the parties to the Montreal Protocol continue working toward key ODS production and consumption phase-out milestones. The Kigali Amendment, which was adopted in 2016 and entered into force in 2019, creates new challenges and additional milestones for parties to achieve the phase-down of certain hydrofluorocarbons (HFCs). Regular assessments

by TEAP highlight the challenges and provide the necessary information to transition to alternatives and technologies across the various sectors of use. The sector and technology-specific challenges include phase out of remaining uses of ODS in specific sectors, some specific uncontrolled and growing ODS uses, and emerging options for the use of more climate friendly alternatives.

A key message of the Assessment Panels from their 2014 assessment remains relevant today:

*"The sustained success of the Protocol hinges on continued vigilance by the parties to fulfil their commitments and prevent any future actions that threaten to nullify the ozone and climate benefits achieved under the agreement. Success also depends on continuing the lessons of collaboration, leadership, innovation, and shared investment in our global environment that was the promise made to future generations under the Protocol."*

## HFC phase down under the Kigali Amendment

The Kigali Amendment established a strong link between ozone protection and climate and set a clear path in protecting our planet's environment

through the control of HFCs. The measures taken to phase-down production and consumption of HFCs is expected to avoid up to 0.4 °C of warming by the end of the century. Improvements in the energy efficiency in the refrigeration and air conditioning sector in parallel with HFC phase-down could double that climate benefit.

The TEAP and TOC expertise is evolving to meet the new challenges dictated by the Kigali Amendment. The planned HFC phase-down under the Kigali Amendment, as well as national and regional regulations, are driving industry towards lower-GWP HFC alternatives or not in kind, particularly in refrigeration, air conditioning, and foam applications. However, the range of new, lower GWP products creates challenges in finding the best solution for each application, considering factors such as flammability, toxicity, availability and operating conditions (e.g., high ambient temperatures, HAT).

Around 90% of the potential improvement in energy efficiency of refrigeration and air conditioning (RAC) equipment comes from technological innovation of equipment, rather than the refrigerant itself. On the other hand, the overall drive to reduce energy demand will lead to increasing energy efficiency of RAC equipment. These twin drivers create an enhanced synergy for HFC phase-down.

### Significant technical progress

Progress continues in every consumer, commercial, industrial, agricultural, medical, and military sector, with ODS no longer used in many applications worldwide. CFC-containing MDIs have been successfully phased out worldwide and replaced by a range of CFC-free inhalers.

The phase-out of HCFC-22 in non-Article 5 parties is essentially complete and is progressing in Article 5 parties. The phase-out of ozone depleting refrigerants in new chillers is nearly complete. HCFC-22 in new, small chillers has been phased out in non-Article 5 parties, but limited production continues in Article 5 parties.

The year 2015 marked the final production and consumption phase-out date for controlled uses of methyl bromide (MB) in Article 5 parties, and there only a small number of critical uses still being sought by these parties in 2019. This milestone for A5 parties was reached showing steady progress under the Protocol, the successful conclusion of many investment projects, and clear demonstration of how far key sectors, previously dependent on MB, had come in their transition to alternative options and technologies.

### Continuing uses of ODS

Continued vigilance through atmospheric monitoring and regular assessments of ODS consumption and use and inventories (banks) is needed to monitor the progress and achievements under the Montreal Protocol.

Continuing use of already phased out ODS and recent reporting of unexpected emissions of CFC-11 reinforce this importance. CFC-11 remains a major source of ozone-destroying chlorine to the stratosphere. Its concentration in the atmosphere has been declining over several decades because of the Montreal Protocol, but recent measurements indicate that this decline has recently become slower than expected under the Montreal Protocol.

CFC-11 was used primarily as a foam blowing agent, as a refrigerant, and in a range of other smaller uses, including asthma medical inhalers and in tobacco expansion. However, alternative chemicals or products are available as replacements for all applications, and have been from the mid-1980s onwards. Production of CFC-11 in non-Article 5 parties was phased out in 1996; production of CFC-11 in Article 5 parties was phased out in 2010. Production of CFC-11 to supply essential uses was less than 400 tonnes each year after 2010 and ceased altogether after 2014. No feedstock uses of CFC-11 have been reported from parties. Despite these controls, an increase in global CFC-11 emissions after 2012, at least part of which is strongly suggested to originate from eastern Asia, was derived from measurements by two independent

networks. In response to Decision XXX/3 (November 2018), SAP and TEAP have coordinated efforts to provide additional information regarding atmospheric monitoring and modelling, with respect to the unexpected emissions, and on potential sources of emissions of CFC-11 and related controlled substances, respectively.

Contrary to the general perception that the halon sector issues are all resolved, in fact the demand from on-going, enduring uses (e.g., civil aviation, oil & gas facilities, nuclear facilities, and military installed base/reserves, etc.), and the growing civil aviation demand of halon-1301 resulting from the lack of replacements for new designs for engine and cargo compartment applications, will likely soon exceed the supply from stockpiles. Emission estimates derived from atmospheric abundances suggest that there were more emissions than previously estimated and therefore there is significantly less stockpiled halon-1301 available to support ongoing needs. It was previously projected that available halon-1301 supplies will run out by the years 2032 to 2054. However, there are regional imbalances, which could mean that for those without dedicated, long-term stockpiles, the run-out date will occur much earlier. Therefore, TEAP anticipates that this will require action under the Montreal Protocol with the strong likelihood that essential use nominations for the production of new halon-1301 will be submitted in the foreseeable future to supply these important fire-fighting uses, and especially for civil aviation.

Atmospheric concentrations of MB have stopped declining, indicating possible continued use of MB larger than is currently reported for QPS (exempted) uses. An estimated 40% of reported QPS uses have immediately available alternatives, but are not being adopted because QPS uses are exempted under the Protocol. Further, around 70% of current MB emissions derived from reported QPS uses could be avoided, by using re-capture or destruction for QPS commodity uses and barrier films for the QPS pre-plant soil fumigation uses. The resulting reductions in atmospheric concentrations of MB would provide near-term benefits for the ozone layer.

## Progress and challenges by sector

### Foams

There have been significant improvements in the development and availability of additives, co-blowing agents, equipment and formulations enabling the successful commercialisation of foams and foam systems containing low GWP blowing agents.

Growth in the construction sector and the cold chain in Article 5 parties, coupled with the adoption of enhanced energy efficiency criteria for buildings has led to a growth in demand for thermal insulation materials.

Total global production of polymeric foams continues to grow (3.9% per year) at a slightly lower rate than noted last year (4.0%), from an estimated 24 million tonnes in 2017 to 29 million tonnes by 2023. Production of foams used for insulation is expected to grow in line with global construction and continued development of refrigerated food processing, transportation and storage (cold chain).

Based on average blowing agent percentages of 5.5% w/w (weight by weight or mass fraction) for polyurethane and 6% w/w for XPS, this leads to an estimated demand of greater than 400,000 tonnes with a further 10,000 tonnes being consumed by other foam types. Further, it is estimated that blowing agent demand would grow to above 500,000 tonnes by 2023 based on the growth rates presented below.

Article 5 parties (A5 parties) face common challenges in phasing out production and consumption of hydrochlorofluorocarbons (HCFCs) and phasing down high global warming potential (GWP) HFC blowing agents.

The conversion from HCFC-141b in insulation foam applications has been largely successful within larger and some medium enterprises where the critical mass of the operation is sufficient to justify investment in hydrocarbon technologies.

Managing foams transition for the multitude of SMEs in both Article 5 and non-Article 5 parties remains

a challenge. The low GWP alternatives are mostly flammable, and SMEs may find the necessary fire precautions unaffordable. Unless there is industrial rationalisation, this leaves high GWP solutions as the only option, often with considerable emissions.

The unexpected emissions of CFC-11 requires revisiting previous assessments of this transition in the foams sector and the many factors that may influence selection of foam blowing agent including foam blowing agent cost, safety (flammability, toxicity), ease of use, compatibility with equipment and other raw materials (etc.).

## **Halons**

There is great concern regarding the general perception that the halon sector issues are all resolved. Increasing demand for on-going and enduring uses (e.g., civil aviation, oil & gas facilities, nuclear facilities, and military installed base/reserves, etc.) will soon exceed supply from stockpiles. The stockpile of halon- 1301 may be less than previously estimated, because atmospheric abundances suggest higher emissions than previously estimated, and this will be exacerbated by regional imbalances in stocks. Taken together these factors suggest that for users without access to significant stockpiles, halon-1301 supplies will run out well before the previously estimated 2032 to 2054 timeframe. The growing civil aviation demand for halon-1301 will require action under the Montreal Protocol, with likely submission of essential use nominations for the production of new halon-1301 in the foreseeable future.

Implementation of 2-BTP as a halon-1211 replacement in hand-held portable extinguishers on board civil aviation aircraft is currently on- going. (This represents approximately 10% of the halon installed in aircraft.) In contrast, the fact that civil aviation has only implemented a replacement for halon-1301 in lavatory fire extinguishing systems, its smallest use by far, is a remarkably disappointing result, given the level of research and testing efforts performed by governments and fire protection companies for the past 25+ years.

Since the 2014 Assessment Report, little further progress on additional low-GWP alternatives for total flooding systems (to replace halon-1301, HFC-227ea and/or HFC-125) has been reported. Although research to identify potential new fire protection agents continues, it could be five to ten years before a viable agent could have significant impact on the fire protection sector.

## **Methyl Bromide**

MBTOC considers that technical alternatives exist for almost all remaining controlled uses of methyl bromide. Ninety-nine per cent of the reported controlled consumption has been phased out, with only 141 t being presently approved for critical use exemptions. Concern exists that a much greater amount of MB used for controlled purposes is presently unreported.

In recent years some countries have reported steep increases in QPS consumption, whilst others have significantly declined. Owing to this, there has been no overall sustained reduction in QPS use over the last twenty years. MBTOC estimates that alternatives to MB are immediately available for about 40% of QPS uses, particularly pre-shipment.

Methyl bromide used for QPS purposes is almost entirely emitted to the atmosphere. Control of these emissions by use of barrier films (for any remaining pre-plant soil fumigation) or recapture and destruction technologies would eliminate more than 70% of these emissions, providing a significant near-term gain to the reduction of ODS substances in the stratosphere.

## **Medical and Chemical**

CFC-containing metered dose inhalers (MDIs) have been successfully phased out worldwide. A range of alternative treatment methods is available. The choice of the most suitable treatment method is a complex decision and may be enhanced with an increase in publicly available information about the environmental impact, including carbon footprint, of different inhaler products.

Based on a recent study, an increase in CFC-11 emissions of  $13,000 \pm 5,000$  tonnes per year is suggested for the period 2013 to 2016. The increase in emissions of CFC-11 appears unrelated to past production. Losses of 13,000 tonnes per year of CFC-11 are not economical from a chemical production process. At the upper end of possible emission levels (5 percent losses) for an economically run process, this would equate to production of 260,000 tonnes CFC-11 per year. The fate of any CFC-12 produced as a by-product of CFC-11 production is not yet clear.

### Refrigeration and Air Conditioning

The phase-out of HCFC-22 in non-Article 5 parties is essentially complete and is progressing in Article 5 parties.

There is no single “ideal” refrigerant. Refrigerant selection results from balancing several factors which include: suitability for the targeted use, availability and cost of the refrigerant, the availability and cost of the RAC equipment, the cost and effectiveness of servicing, energy efficiency, safety, ease of use, and environmental issues. Since the publication of the RTOC 2014 Assessment Report, 35 new refrigerants have received a standard designation and safety classification of which five are single-compound refrigerants, and 30 are blends.

The HFC phase-down under the Kigali Amendment, as well as regional and national regulations, are driving the industry towards the use of low GWP refrigerants. Alternatives to high GWP refrigerants exist and new lower GWP refrigerants have been proposed. Finding the best refrigerant for each application is a continuing challenge. Refrigerants with low direct impact on climate change are often flammable and may have higher toxicity. In order to maintain the current safety levels new technologies are being developed and an increased level of training will be needed.

In domestic refrigeration, HC-600a (predominantly) or HFC-134a continue to be the refrigerant options for new production and currently, more than 1 billion domestic refrigerators use HC-600a. In commercial refrigeration, lower GWP HFC/HFO blends and non-

halocarbon options like R-744, HC-290, HC-600a and R-717 are growing in use,

especially as research and development improves system performance; this trend will further increase with new safety standards and codes which will come into effect in the next few years. In larger industrial refrigeration plants, while R-717 has been extensively used, current technological advances include the use of low charge R-717 systems, as well as cascade systems using R-717 together with R-744. In transport refrigeration, some regions have experienced a significant migration from R-404A to lower GWP alternatives. R-404A has been completely replaced by R-452A in new truck and trailer equipment in Europe. R-744 and R-513A have been introduced in intermodal container applications. R-744 is being field tested on trucks and trailers.

In air-to-air air conditioners and heat pumps, there is an almost continuous introduction of new refrigerants for use, but few match or exceed the performance of HCFC-22 regardless of the GWP. Nevertheless, market transformation for lower GWP refrigerants as replacement to R-22 has occurred; currently millions of R-32 AC are commercially available, especially in Asia. Despite the reported low risk for certain applications, safety standards remain restrictive to several low GWP flammable refrigerants in certain product types, but are under revision for all refrigerants. Water and space heating heat pumps are a dynamic market with a number of lower GWP options.

The phase-out of ozone depleting refrigerants in new chillers is nearly complete. HCFC-22 in new, small chillers has been phased out in non-Article 5 parties, but limited production continues in Article 5 parties.

Due to the enforcement of regulations, HFO-1234yf is rapidly increasing its market share in US and Europe in new AC equipped passenger cars, while HFC-134a remains widely used in other regions. Although the transition away from CFC-12 has been successful, there are still some luxury or special types of vehicles (built before year 2002) in operation in A5



---

countries with MACs operated on CFC-12. The CFC-12 quantities used are minimal and are resulting from the recycling of CFC-12 contained in old products.

Comprehensive sustainable selection criteria for refrigerants have been introduced and include: energy efficiency, impact on climate and hydrosphere, usage of renewable energy, and other options to reduce GHG emissions and consumption of natural resources, adaptability for thermal energy storage, costs, technological development level, safety, flammability and liability.

Not-In-Kind (NIK) technologies do not primarily use mechanical vapour compression (MVC) technology to produce air conditioning or refrigeration. NIK technologies are expected to provide savings in

operating costs. Their unique ability to use waste and renewable energy sources makes their application potentially highly energy efficient.

Research done at HAT conditions has identified viable low-GWP refrigerant alternatives. There is more awareness of the challenges faced at HAT conditions in the design, servicing of equipment using low-GWP refrigerants that are capable of delivering a high level of energy efficiency.

Text Extracted from TEAP. 2019. Technology and Economic Assessment Panel. 2018 Assessment Report. Nairobi: Technology and Economic Assessment Panel, United Nations Environment Programme (UNEP) 100 pp. <https://ozone.unep.org/science/assessment/teap>.

# HIGHLIGHTS OF ENVIRONMENTAL EFFECTS ASSESSMENT PANEL ASSESSMENT REPORT, 2018

## Stratospheric ozone, climate change, and UV radiation at the Earth's surface

- Depletion of stratospheric ozone leads to increased UV-B radiation at the Earth's surface. However, because of the success of the Montreal Protocol, present-day increases in UV-B radiation due to stratospheric ozone depletion have been negligible in the tropics, small (5-10%) at mid-latitudes (30-60°), and large only in polar regions. With the predicted recovery of stratospheric ozone over the next several decades, the clear-sky noontime UV Index is expected to decrease at all latitudes outside the tropics, with the greatest decreases over Antarctica and. New projections of the UV Index for the end of the 21st century relative to the current decade suggest a decrease by 35% over Antarctica, and up to 6% over mid-latitudes. These future projections are, however, uncertain because stratospheric ozone levels will be controlled not only by decreasing ozone depleting substances, but also by climate change due to increases in greenhouse gases for the rest of the 21st century.
- Future changes in surface solar UV radiation of all wavelengths will depend on changes in clouds, aerosols, and surface reflectivity (e.g., from snow and ice cover). Climate change is altering cloud cover, with some regions becoming cloudier and others less cloudy. Increased cloud cover generally tends to reduce UV radiation at the Earth's surface, but effects vary, for example, with the type of clouds. Aerosols (solid and liquid particles suspended in the atmosphere reduce and scatter UV radiation. The type and amounts of aerosols in the atmosphere are affected by the emissions of air pollutants, volcanic activity, as well as the frequency and extent of wildfires and dust storms, and many other factors that are being affected by climate change. In heavily polluted areas (e.g., in southern and eastern Asia), expected improvements in air quality are predicted to result in levels of UV radiation increasing towards pre-industrial levels (i.e., before the occurrence of extensive aerosol pollution), with the extent of changes contingent on curtailing the emissions of air pollutants.
- High surface reflectance from snow or ice cover can enhance incident surface UV radiation because some of the reflected UV radiation is scattered back to the surface by air molecules, aerosols, and clouds in the atmosphere. However, climate change-driven reductions in ice or snow cover in polar regions and mountains reduce the

reflection of UV radiation from the Earth's surface and thus may reduce above-ground UV radiation in these regions.

### Exposure to UV radiation and effects of climate change on exposure

- The effect of UV radiation on organisms (including humans), natural organic matter, contaminants and materials depends on their exposure to the radiation. This is determined by several factors besides stratospheric ozone depletion, including the effects of global climate change. Unlike stratospheric ozone depletion, these climate change-driven effects modify exposure not just to UV-B radiation but also to solar radiation in the ultraviolet-A (UV-A; 315-400 nm) and visible (400-700 nm) parts of the solar spectrum. These changes are important as many of the environmental and health effects caused by exposure to UV-B radiation are also influenced, to varying degrees, by UV-A and visible radiation.
- For human health, behaviour is an important regulator of exposure to UV radiation. The exposure of individuals to UV radiation varies from one-tenth to ten times the average for the population, depending on the time people spend indoors vs outdoors and under shade structures. The exposure of the skin or eyes further depends on the use of sun protection such as clothing or sunglasses. Warming temperatures and changing precipitation as a result of climate change will alter human behaviours in relation to sun exposure, but the direction and magnitude of effect is likely to be highly variable across the globe. The dose of UV radiation to biological structures in the skin is mediated by skin pigmentation, with darker skin providing significant protection against skin cancers. If humans are displaced, for example, due to climate- change induced sea-level rise, (e.g., darker-skinned people moving from low to higher latitudes) they will encounter conditions of UV radiation that may be different to those to which they are accustomed.
- Vegetation cover modifies the amount of sunlight reaching many terrestrial organisms e.g., and shading influences the exposure of construction materials to UV radiation. Modifications of that cover, for example, as a result of drought, fire, and pest-induced die-back of forest canopies induced by climate change will have profound effects on the exposure of terrestrial organisms to UV radiation.e.g., In addition, shifts in the seasonal timing of critical life cycle events such as plant flowering, spring bud-burst in trees, and animal emergence and breeding will change exposure to UV radiation as UV radiation naturally varies with season.
- As plants and animals move poleward, into higher elevations, or deeper into lakes, and oceans in response to climate change, they are exposed to conditions of UV radiation that may be different to those to which they are adapted. Furthermore, reductions in ice or snow cover in polar regions as a result of global warming will increase the exposure to UV radiation of soils and aquatic ecosystems that would previously have been below the snow or ice.
- The penetration of UV radiation into aquatic ecosystems depends on the transparency of water, the amount of dissolved organic matter, and ice cover. Increases in extreme weather events that increase the input of dissolved organic matter and sediments into coastal and inland waters can reduce water clarity, reducing exposure of aquatic ecosystems to UV radiation. Reductions in the thickness and duration of snow and ice cover and global changes in the depth of the warmer, surface mixed layers of lakes and oceans, are altering the levels of exposure of aquatic organisms to UV radiation. Previously, climate change was expected to increase exposure to UV radiation by causing shallower mixed layers, but new data show deeper mixed layers in lakes and oceans in some regions and shallower mixed layers in others.
- These climate change-driven effects can result in either increases or decreases in exposures to

solar UV radiation, depending on location, time of year, individual species, and other circumstances. Changes in exposure and sensitivity to solar UV radiation, driven by ongoing changes in stratospheric ozone and climate, have the potential to affect humans, life on Earth and the environment, including materials used in infrastructure and for other purposes, with consequences for the health and well-being of people and ecosystem sustainability. Some of these effects are highlighted below. These findings, together with others described in the current Quadrennial Assessment of 2018, address 11 of the 17 United Nations Sustainable Development Goals.

## Consequences of changing exposure to UV radiation on humans and the environment

### Effects on human health

- Higher exposure to UV radiation increases the incidence of skin cancers and other UV-induced human diseases, such as cataracts and photosensitivity disorders. Increases in the incidence of skin cancer over the last century appear largely attributable to changes in behaviour that increase exposure to UV radiation; these changes highlight how susceptible human populations are to higher exposure to UV radiation, as would have occurred with uncontrolled depletion of stratospheric ozone. Skin cancer is the most common cancer in many developed countries with predominantly light-skinned populations. For example, there are over 90,000 new skin cancers compared with ca 3000 new cases of colorectal cancer in New Zealand each year. Skin cancer is also the most expensive cancer in many of these countries. The estimated cost of treating cutaneous malignant melanoma in the USA was estimated at ca USD 457 million in 2011 and predicted to increase to ca USD 1.6 billion in 2030. Exposure to UV radiation accounts for 60-96% of the risk of developing cutaneous malignant melanoma in light-skinned populations. It is estimated that ca 168,000 new melanomas in 2012 were attributable to 'excess' exposure to UV radiation (above that of a historical population with minimal exposure), as a result of population changes in lifestyle, from sun avoidance to sun-seeking behaviour. Modelling studies show that implementation of the Montreal Protocol has avoided devastating effects on human health, including large increases in skin cancer incidence in light-skinned populations, resulting from high levels of UV radiation (e.g., UVI > 40 in the tropics by 2065.54).
- Exposure to UV radiation contributes to the development of cataract, the leading cause of vision impairment globally (12.6 million blind and 52.6 million visually impaired due to cataract in 2015). Particularly in low-income countries - often with high ambient UV radiation - access to cataract surgery may be limited, making this not only a major health concern but a major source of loss of livelihood and economic damage. The role of exposure to UV vs visible radiation in age-related macular degeneration remains unclear. Nevertheless, in aging populations worldwide, this is a major cause of visual impairment that currently has limited treatment options. Understanding risk factors and thus potential prevention is of critical importance.
- Concern about high levels of UV-B radiation because of stratospheric ozone depletion was an important driver for the development of programs for sun protection in many countries. These programs focus on promoting changes in people's behaviour, supported by structural and policy-level interventions. Sun protection programs have been shown to be highly cost-effective in preventing skin cancers. Behavioural strategies need to be informed by the real-time level of ambient UV radiation (provided by the UVI) and include controlling time outdoors together with using clothing, hats, sunscreen and sunglasses to reduce exposure to UV radiation. Behavioural changes can be facilitated by providing shade in public spaces such as parks, swimming pools, and schools, and improving access to sunscreen.

- Exposure to UV radiation also has benefits for human health. For example, exposure of the skin to UV radiation results in the production of vitamin D and is the major source of this vitamin for much of the world's population. Vitamin D is critical to healthy bones, particularly during infancy and childhood. There is also growing evidence of a range of other benefits of exposure to UV radiation through both vitamin D and non-vitamin D pathways; for example, for systemic autoimmune diseases, and reducing non-cancer mortality. Recent research suggests that the benefits for reduced mortality may be substantial.
- Gaps in our knowledge prevent calculations of the amount of UV radiation necessary to balance the risks with benefits, particularly as this likely varies according to age, sex, skin type, and location. Projected changes in climate will alter the balance of risks vs benefits for human populations living in different regions. For example, lower ambient UV-B radiation at high latitudes will increase the risk of vitamin D deficiency where this risk is already substantial. Conversely, warmer temperatures may encourage people in cooler regions to spend more time outdoors, increasing exposure to not just UV-B radiation, but all wavelengths of solar radiation, and related risks of skin cancer and cataract.
- Changes in UV radiation and climate can have major impacts on human health by affecting air quality. A number of recent international assessments have concluded that poor air quality is a significant global health issue and is estimated to be the largest cause of deaths globally due to an environmental factor; for example, exposure to fine particulate matter (PM2.5) caused 4.2 million deaths in 2015. Because large populations are already affected by poor air quality, even small relative changes in UV radiation can have significant consequences for public health.

### **Effects on agriculture and food production**

### **Effects on air quality**

- There is little evidence to suggest that modest increases in solar UV radiation have any substantial negative effect on crop yield and plant productivity. How food production would have been impacted by large increases in solar UV radiation in the absence of the Montreal Protocol is unclear. One analysis, based on data from a number of field studies conducted in regions where stratospheric ozone depletion is most pronounced (i.e., high latitudes), concluded that a 20% increase in UV radiation equivalent to a 10% reduction in stratospheric ozone would reduce plant production by only about 6% (i.e., a 1% reduction in growth for every 3% increase in UV radiation). To what extent this relationship would hold for levels of UV radiation > 2-fold higher than present (i.e., the "world avoided" scenario) is uncertain and represents an important knowledge gap.
- It is likely that by contributing to the mitigation of climate change through phasing out of the ozone depleting substances and some of their substitutes that increase global warming, the Montreal Protocol has reduced the vulnerability of agricultural crops to rising temperatures, drought, and extreme weather events. It is now clear that ozone depletion in the southern hemisphere is altering regional atmospheric circulation patterns in this part of the globe which, in turn, affect weather conditions, sea surface temperatures, ocean currents, and the frequency of wildfires.<sup>13, 31,</sup>
- UV radiation drives photochemical reactions of many emitted chemical compounds, generating secondary pollutants, including ground-level ozone and some types of particulate pollutants. Future recovery of stratospheric ozone and climate may change ground-level ozone via decreases in UV radiation and increases in downward transport of stratospheric ozone, with important consequences for human health and the environment. Modelling studies for the USA indicate that reductions in UV radiation due to stratospheric ozone recovery will lead to decreased ground-level ozone in some urban areas but slight increases elsewhere.



38, 41, 58 At a regional scale, increases in rainfall in the southern hemisphere, driven by stratospheric ozone depletion and climate change, have been linked to increases in agricultural productivity in South America; however, these beneficial effects may reverse as the stratospheric ozone 'hole' recovers. In the northern hemisphere, similar, but smaller, effects of stratospheric ozone depletion on climate may be occurring, but there are no reports as yet linking these changes to environmental effects.

- Climate change factors including drought, high temperatures, and rising carbon dioxide levels can modify how UV radiation affects crop plants, but effects are complex and often contingent on growth conditions. In some cases these factors can increase sensitivity to UV radiation (e.g., elevated carbon dioxide can weaken defenses against UV radiation in maize.<sup>87</sup> In other cases, exposure to UV radiation can alter the effects of climate change, such as increasing the tolerances of crop plants to drought.<sup>67</sup> Reduced UV radiation resulting from the recovery of stratospheric ozone may lead to increases in ground-level ozone in rural areas that could negatively affect crop yields. Understanding these, and other, UV-climate change interactions can inform growers and breeders as to relevant agricultural practices for maintaining crop yields in the face of evolving environmental change.
- UV radiation can also have beneficial effects on plants and these effects are often mediated by specific photoreceptors that act to regulate plant growth and development. These non-damaging effects include alterations in plant chemistry that then lead to changes in the nutritional quality of food and plant resistance against pests and pathogens. Consequently, decreases in exposure to UV radiation as a result of changes in stratospheric ozone and climate or changing agricultural practices (e.g., planting dates or sowing densities), may reduce plant defenses and thereby affect food security in ways other than just the direct effects on yield. For certain vegetable crops, UV radiation

is increasingly being used to manipulate plant hardiness, food quality and pest resistance.

### Effects on water quality and fisheries

- Changes in exposure to UV radiation and mixing depths are altering the fundamental structure of aquatic ecosystems and consequently their ecosystem services (e.g., water quality, fisheries productivity) in regionally-specific ways. The larvae of many commercially important fish species are clear-bodied and sensitive to damage induced by UV radiation. This sensitivity, combined with the distribution of these larvae in surface waters with high exposure to UV radiation, has the potential to reduce the survival of first-year fish and subsequent harvest potential for fisheries. In contrast, reductions in the transparency of clear-water lakes to UV radiation may increase the potential for invasions of UV-sensitive warm-water species that can negatively affect native species.
- Heavy precipitation and melting of glaciers and permafrost associated with climate change are increasing the concentration and colour of UV-absorbing dissolved organic matter and particulates. This is leading to the "browning" of many inland and coastal waters, with consequent loss of the valuable ecosystem service in which solar UV radiation disinfects surface waters of parasites and pathogens. Region-specific increases in the frequency and duration of droughts have the opposite effect, increasing water clarity and enhancing solar disinfection, as well as altering the depth distribution of plankton that provides critical food resources for fish.

### Effects on biogeochemical cycles, climate system feedbacks, and biodiversity

- Changes in stratospheric ozone and climate affect biogeochemical cycles driven by sunlight and, in turn, greenhouse gases and water quality. Exposure to solar UV and visible radiation can accelerate the decomposition of natural organic matter (NOM, e.g., terrestrial plant litter, aquatic detritus, and dissolved organic matter), and the transformation of contaminants. Photodegradation

of NOM results in the emission of greenhouse gases including carbon dioxide and nitrous oxide. Increases in droughts, wildfires, and thawing of permafrost soils driven by climate change have the potential to increase photodegradation (for example, ref. 1), thereby fueling a positive feedback on global warming; however, the scale of this effect remains an important knowledge gap.

- Species of aquatic and terrestrial organisms differ in their tolerances to UV radiation and these differences can lead to alterations in the composition and diversity of ecological communities under conditions of elevated UV radiation. UV radiation also modifies herbivory and predator-prey interactions, which then alter trophic interactions, energy transfer, and the food webs in ecosystems. Presently, ozone-driven changes in regional climate in the southern hemisphere are threatening the habitat and survival of a number of species that grow in the unique high-elevation woodlands of the South American Altiplano as well as for mosses and other plant communities in Antarctica, but enhancing reproductive success of some marine birds and mammals. To what extent the Montreal Protocol has specifically contributed to the maintenance of biodiversity in ecosystems is unknown, but losses in species diversity in aquatic ecosystems are known to be linked to high exposure to UV radiation and can cause declines in the health and stability of ecosystems and the services they provide to humans.

### Effects on contaminants and materials

- Escalating releases of contaminants into the environment combined with changes in climate and stratospheric ozone impact human health and terrestrial and aquatic ecosystems. UV radiation is one of the key factors that influences the biogeochemical cycling of contaminants and their degradation via direct and indirect photoreactions. However, effects of climate change, such as heavy precipitation events or droughts also have large impacts on the photodegradation of contaminants by decreasing or increasing their exposure

to solar UV radiation. Moreover, increased or decreased runoff of coloured dissolved organic matter affects the balance between direct and indirect photoreactions in aquatic ecosystems. These effects of climate change depend on local conditions, posing challenges for prediction and management of contaminant effects on human health and the environment.

- Exposure to UV-B radiation plays a critical role in altering the toxicity of contaminants. Exposure to UV radiation increases the toxicity of contaminants such as pesticides and polycyclic aromatic hydrocarbons (PAHs) to aquatic organisms such as fish and amphibians. In contrast, exposure to UV-B radiation transforms the most toxic form of methylmercury to forms that are less toxic, reducing the accumulation of mercury in fish. However, potential long-term increases in dissolved organic matter will decrease underwater exposure to UV radiation in inland waters in some regions, such as southern Norway. This may then contribute to the already observed increases in methylmercury in fish that would likely occur as a consequence of reduced water transparency to UV radiation. Solar radiation also plays a major role in the degradation of many organic pollutants and water-borne pathogens. This process of photodegradation by solar UV radiation may be affected by changes in stratospheric ozone, but other factors such as dissolved organic matter are more important in regulating underwater UV radiation and so have a greater effect on photodegradation. Advances in modeling approaches are allowing improved quantification of the effects of global changes on the fate of aquatic pollutants.
- Sunscreens are in widespread use, including in cosmetics, as part of the suite of approaches to sun protection for humans. However, it is now recognized that sunscreens wash into coastal waters, with potential effects on aquatic ecosystems. The toxicity of artificial sunscreens to corals, sea urchins, fish, and other aquatic organisms, has led the state of Hawaii, USA, to pass legislation banning the use of some

sunscreens, and the European Union to consider similar legislation.

- Microplastics (plastic particles < 5mm) are now ubiquitous in the world's oceans and pose an emerging serious threat to marine ecosystems with many organisms now known to ingest them. Microplastics are formed by the UV-induced degradation and breakdown of plastic products and rubbish exposed to sunlight. Microplastic pollutants occur in up to 20% or more of fish marketed globally for human consumption. Although the toxicity of microplastics and smaller nanoplastics is unknown, higher temperatures and levels of UV radiation accelerate the fragmentation of plastics, potentially threatening food security.
- Exposure to solar UV radiation damages the functional integrity and shortens the service lifetimes of organic materials used in construction, such as plastics and wood that are routinely exposed, e.g., in roofing and pipelines. Until very recently, plastics used in packaging and building were selected and optimised on the basis of durability and performance. However, the present focus on increased sustainability, for example, the trend towards 'green buildings' now requires such choices to be environmentally acceptable as well. This includes the increased use of wood, which is renewable, carbon neutral and low in embodied energy, in place of plastics, where appropriate. Some of these materials are vulnerable to accelerated aging under exposure to UV radiation. Current efforts are moving forward to identify and develop novel, safer, effective, and 'greener' additives (colourants, plasticisers, and stabilisers) for plastic materials and wood coatings. Harsher weathering climates, as predicted due to climate change, would require even more effort along this direction.
- Trifluoroacetic acid (TFA), a substance regulated under the Montreal Protocol, is produced naturally and commercially. There are multiple anthropogenic sources that will release trifluoroacetic acid (TFA) into the environment.

Sources relevant to the Montreal Protocol include the substitutes for CFCs, the HCFCs, HFCs, and HFOs. These chemicals are known to degrade to TFA in the atmosphere but contribute to only a slight increase in TFA concentrations in surface water. This is not expected to pose a risk to humans or the environment.

### Conclusions and knowledge gaps

- The Montreal Protocol has been successful in preventing the global depletion of stratospheric ozone and consequently large-scale increases in solar UV-B radiation and has therefore prevented major adverse impacts on human health and the environment.
- We remain confident in our qualitative predictions of the effects on human health and the environment that have been avoided largely because the Montreal Protocol has successfully controlled stratospheric ozone depletion. However, quantification of many of the benefits deriving from the success of the Montreal Protocol remains a major challenge, and the future trends in UV radiation exposure remain uncertain considering climate change and the extent of human response.
- Unexpected increases in emissions of CFC- 11 that were recently reported are currently expected to have only small effects on stratospheric ozone depletion, and therefore also on human health or the environment. However, were such unexpected emissions to persist and increase in the future, or new threats emerge, effects on human health and the environment could be substantial. New threats might include "geoengineering" activities proposed to combat the warming caused by greenhouse gases, which could have consequences for UV radiation reaching the Earth's surface. In particular, proposals to inject sulfuric aerosols into the stratosphere to reduce solar radiation at the Earth's surface would likely have important side effects for stratospheric ozone and UV radiation. Sulfate aerosols could accelerate stratospheric ozone loss if substantial amounts of ODSs remain in the atmosphere. The combined changes in

---

absorption by ozone and scattering by sulfate would have spectrally complex consequences for the transmission of UV radiation to ground-level, and the ratio of direct to diffuse UV radiation would be systematically larger.


- Meeting the challenge of improved quantification of the environmental effects of future changes in stratospheric ozone requires addressing several significant gaps in current knowledge. First, we need a better understanding of the relative effectiveness of different wavelengths of solar radiation (i.e. the biological spectral weighting functions) in altering the fundamental responses of a diversity of organisms. This would allow better attribution of changes to exposure, specifically to UV-B radiation (and thus related to stratospheric ozone depletion), rather than to solar radiation more generally. Second, we need a better understanding of dose-response relationships across the breadth of effects on human health and the environment. Taken together, these would support improved scaling and modeling of the effects of stratospheric ozone depletion and climate change on living organisms and their ecosystems, and materials such as plastics, wood structures, and clothing.
- As a result of shifting geographic ranges (including migration of humans and other species that is induced by climate change) and changes in seasonal timing of life-cycle events due to climate change, it is apparent that many organisms, including human populations, will experience different and interactive combinations of UV

radiation and other environmental factors. These environmental changes will occur together with alterations in community structure, which will then indirectly affect growth, reproduction, and survival. How humans and ecosystems respond to changes in UV radiation against this backdrop of simultaneous, multi-factor environmental change remains a major knowledge gap. Quantifying these effects is extremely challenging, where many of the outcomes are contingent on human behaviour and societal responses that are difficult to predict.

- The focus of concern regarding elevated exposure to UV radiation has historically been on human health. Beyond the importance of terrestrial and aquatic ecosystems in providing critical 'ecosystem services' for human well-being, environmental sustainability and the maintenance of biodiversity are critical to maintaining a healthy planet. The topics covered by the Environmental Effects Assessment Panel embrace some of the complexity and inter-relatedness of our living planet, while the success of the Montreal Protocol demonstrates that globally united and successful action on complex environmental issues is possible.

Text Extracted from EEAP. 2019. Environmental Effects and Interactions of Stratospheric Ozone Depletion, UV Radiation, and Climate Change. 2018 Assessment Report. Nairobi: Environmental Effects Assessment Panel, United Nations Environment Programme (UNEP) 390 pp. <https://ozone.unep.org/science/assessment/eeap>



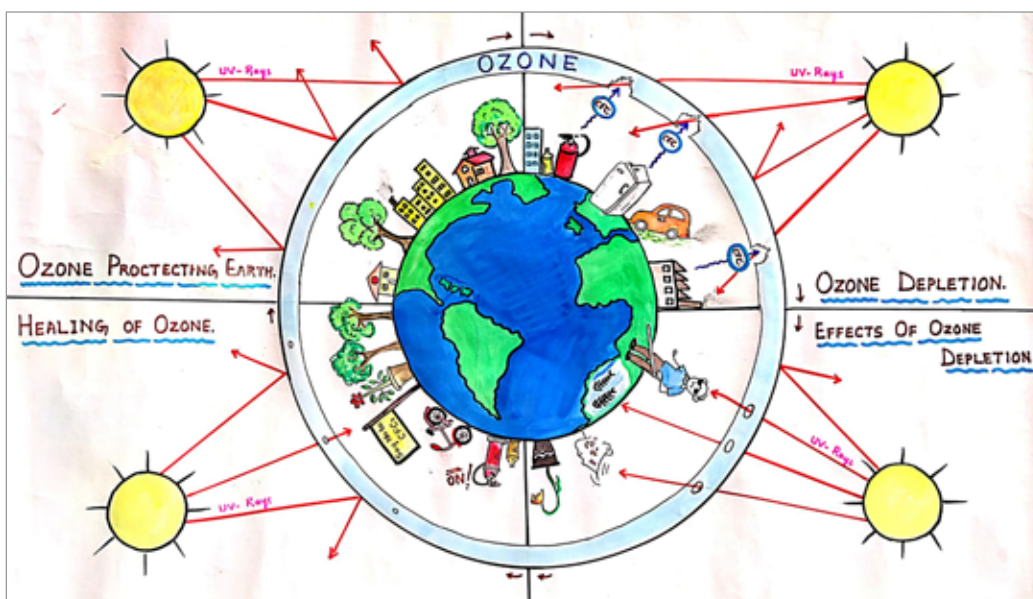


Poster making competition First Prize winning entry of Aisha Panda, Buxi JagaBandhu English Medium School, Bhubaneswar, Orissa organized on the occasion of 27th World Ozone Day, 2021 at New Delhi.






Poster making competition Second Prize winning entry of Baishali Moharana, St. Xavier's High School, Bhubaneswar, Orissa organized on the occasion of 27th World Ozone Day, 2021 at New Delhi.



Poster making competition Third Prize winning entry of Saniya Banu I. Kivudemmanavar, Govt. Urdu High School, District – Haveri, Karnataka organized on the occasion of 27th World Ozone Day, 2021 at New Delhi.




Poster making competition  
Consolation Prize winning entry  
of Omm Subham Panda, St.  
Peter's School, Sahadevkhunta,  
Balasore, Orissa organized  
on the occasion of 27th World  
Ozone Day, 2021 at New Delhi.



Poster making competition  
Consolation Prize winning entry  
of Vidisha Lenka, DAV Public  
School, Chandrasekharapur,  
Orissa organized on the  
occasion of 27th World Ozone  
Day, 2021 at New Delhi.





Poster making competition Consolation Prize winning entry of Intaj Ali ,Govt. Model High School, Sector - 32 D, Chandigarh organized on the occasion of 27th World Ozone Day, 2021 at New Delhi.

सूर्य की तपिश से  
पृथ्वी को बचाओ,  
औजोन परत को अपना  
सुरक्षा कवच बनाओ ।  
करो रक्षा इस  
औजोन परत की,  
औदनी है ये  
हमारी धरती की ॥

*Slogan writing competition  
First Prize winning entry of  
Rudra Sharma, M M Public  
School, Pitampura, Delhi  
organized on the occasion of  
27th World Ozone Day, 2021  
at New Delhi.*

Ozone blocks  
harmful rays,  
Save Ozone  
in all possible  
ways.

*Slogan writing competition  
Second Prize winning entry  
of Umme Iqra Abbas Ali,  
Farooq High School for Girls,  
Jogeshwari (w), Mumbai,  
Maharashtra organized on the  
occasion of 27th World Ozone  
Day, 2021 at New Delhi.*



Slogan writing competition Third Prize winning entry of Divij Gupta, Amity International School, Vasundhara, Ghaziabad, Uttar Pradesh organized on the occasion of 27th World Ozone Day, 2021 at New Delhi.




Slogan writing competition Consolation Prize winning entry of Eshu Jain, Jayshree Periwal High School, Ajmer Road, Jaipur, Rajasthan organized on the occasion of 27th World Ozone Day, 2021 at New Delhi.



मातृ लो कलेशफुलोरो  
कार्बन का मज्जा,  
वायु में यही देगा  
अस्ट्रावफ्लेट की सजा।

Slogan writing competition  
Consolation Prize  
winning entry of  
Khushi, Rajkiya  
Pratibha Vikas  
Vidyalaya, Dwarka,  
New Delhi organized  
on the occasion of  
27th World Ozone Day,  
2021 at New Delhi.



Slogan writing competition  
Consolation Prize  
winning entry of Vivek  
Gyanchandani, Sadhu  
Vaswani High School,  
Ahmedabad, Gujarat  
organized on the  
occasion of 27th World  
Ozone Day, 2021 at  
New Delhi.



Slogan writing competition  
Consolation Prize  
winning entry  
of Sayan Maity,  
Nimpith Ramkrishna  
Vidyabhavan, High  
& H S School for  
Boys, District South  
24 Parganas, West  
Bengal organized on  
the occasion of 27th  
World Ozone Day, 2021  
at New Delhi.

To Save Your Zone  
Save Ozone  
Make CFCs Retreat  
Or  
Be Ready For Defeat

Slogan writing competition  
Consolation Prize  
winning entry of Iqra  
Jan, Govt. Hr. Sec.  
School, D.K Marg,  
Kulgam, Jammu &  
Kashmir organized on  
the occasion of 27th  
World Ozone Day, 2021  
at New Delhi.

## Slogan Writing Competition

### 1<sup>ST</sup> PRIZE

**Rudra Sharma**

M M Public School,  
Pitampura, Delhi

सूर्य की तपिश से  
पृथ्वी को बचाओ,  
औजोन परत को अपना  
सुरक्षा कवच बनाओ ।  
करो रक्षा इस  
औजोन परत की,  
औदनी हैं ये  
हमारी धरती की ॥

Ozone blocks  
harmful rays,  
Save Ozone  
in all possible  
ways.

### 2<sup>ND</sup> PRIZE

**Umme Iqra Abbas Ali**

Farooq High School for Girls,  
Jogeshwari (w), Mumbai,  
Maharashtra

औजोन प्राकृतिक छाता है,  
जो सूर्य की हानिकारक  
किरणों से बचाता है,  
तो इस छाते को  
फटने न देंगे और  
अपनी पृथ्वी की  
रक्षा करेंगे !



### 3<sup>RD</sup> PRIZE

**Divij Gupta**

Amity International School,  
Vasundhara, Ghaziabad,  
Uttar Pradesh



***WHOM TO CONTACT TO LEARN MORE ABOUT OZONE***

**Ozone Cell**

Ministry of Environment, Forest and Climate Change  
Government of India

1st Floor, 9 Institutional Area, Lodhi Road, New Delhi-110003

Tel.: 011-2464 2176

Website: <http://ozonecell.nic.in>